

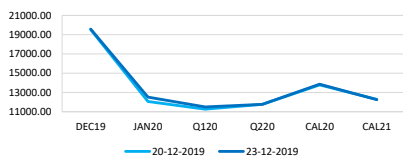
Capesize Average 5TC

Period	Open	Close	Change	Daily High	Daily Low
DEC19	19534	19584	▲50	-	-
JAN20	12072	12519	▲447	11950	11950
Q120	11266	11498	▲233	11750	11150
Q220	11763	11763	0	-	-
CAL20	13781	13862	▲82	-	-
CAL21	12281	12250	▼31	-	-

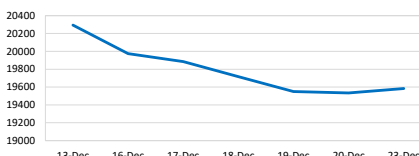
A very quiet day for freight as the holiday season sets in. Some Jan / Q1 trading today, but volumes are thin. Upwards push for the near months, but lacklustre over the rest of the curve, with few participants.

Wishing everyone a very Merry Christmas and a festive holiday season!

Closing Prices



Spot Prices of Last 7 Days



Spot Prices of Last 30 Days



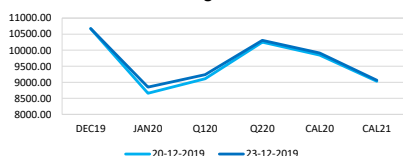
Panamax Average 4TC

Period	Open	Close	Change	Daily High	Daily Low
DEC19	10669	10675	▲6	-	-
JAN20	8659	8850	▲191	8950	8900
Q120	9110	9238	▲128	9250	9250
Q220	10250	10309	▲59	-	-
CAL20	9846	9912	▲66	-	-
CAL21	9031	9063	▲32	-	-

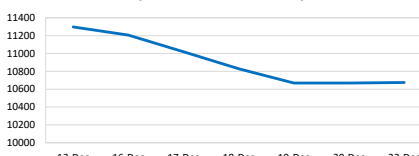
A very quiet day for freight as the holiday season sets in. Trading is range-bound and volumes are thin. Just like Capes, barely any movement on the further end of the curve.

Wishing everyone a very Merry Christmas and a festive holiday season!

Closing Prices



Spot Prices of Last 7 Days



Spot Prices of Last 30 Days

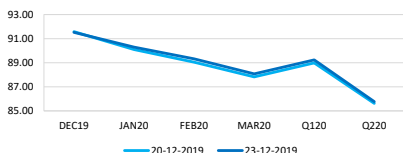


Iron Ore TSIO 62% Fe

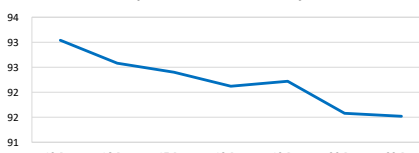
Period	Open	Close	Change	Daily High	Daily Low
DEC19	91.58	91.52	▼0.06	-	-
JAN20	90.09	90.30	▲0.21	91.50	90.10
FEB20	89.05	89.32	▲0.27	89.75	89.20
MAR20	87.82	88.07	▲0.25	88.30	87.95
Q120	88.99	89.23	▲0.24	-	-
Q220	85.62	85.77	▲0.15	86.00	85.70

Range-bound trading for iron ores today, with barely any movement. Many Chinese steel mills chose to stand on the sidelines rather than buy actively, with most steelmaker bids for port inventories tabled in the morning more to test market trends and price, a market watcher remarked.

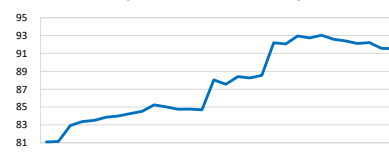
Closing Prices



Spot Prices of Last 7 Days



Spot Prices of Last 30 Days

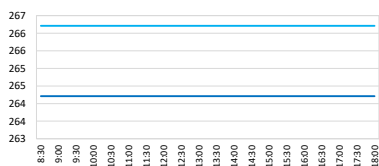


Singapore Fuel Oil 380cst

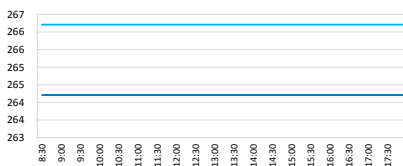
Period	Open	Close	Change	Highest Bid	Lowest Offer	Last Bid	Last Offer
DEC19	263.40	265.21	▲1.81	-	-	-	-
JAN20	286.00	283.30	▼2.70	-	-	-	-
FEB20	278.50	276.55	▼1.95	-	-	-	-
MAR20	278.50	274.05	▼4.45	-	-	-	-
Q120	281.65	277.95	▼3.70	-	-	-	-
Q220	277.15	272.20	▼4.95	-	-	-	-

Fall in oil prices today as talks of a reduced output led by OPEC are swirling. Near month prices held well, high on hopes with the end of the trade wars. With the new decade coming, the risks for oil and gas markets are largely unchanged, although the impending implementation of IMO 2020 in just a little over a week will make for interesting observations.

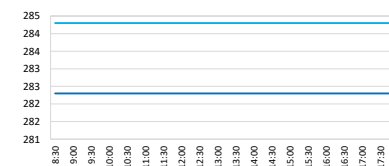
FOS S380 DEC19



FOS S380 JAN20



FOS S380 FEB20



Daily Volumes

Asset Class	23-Dec	20-Dec	19-Dec	18-Dec	17-Dec
Capesize 5TC (Lots)	170	1735	596	775	70
Panamax 4TC (Lots)	175	85	485	775	1135
Iron Ore 62% (MT)	628,500	608,500	748,000	741,600	942,500
FOS S380 (MT)	-	-	-	-	-

Best Regards,
Zhi Rui Ang
www.eexasia.com
Singapore: +65 6206 9828
Disclaimer:

This information has been prepared by the EEX Asia Team. Use of the information presented here is at your sole risk, and any content, material, and/or data presented or otherwise obtained through your use of the information in this document is at your own discretion and risk and you will be solely responsible for any damage to you personally or your company or organisation or business associates whatsoever which in anyway results from the use, reliance or application of such content material and/or information. Certain data has been obtained from various sources and any copyright existing in such data shall remain the property of the source. Except for the foregoing, the EEX Asia Team retains all copyright within this document. The copying or redistribution of any part of this document without the express written authority of the EEX Asia Team is forbidden. ©EEX Asia 2019