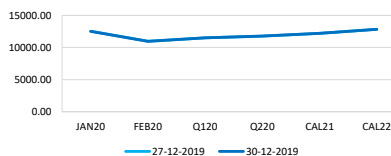


Capesize Average 5TC

Period	Open	Close	Change	Daily High	Daily Low
JAN20	12544	12525	▼19	-	-
FEB20	10981	10963	▼18	11000	11000
Q120	11510	11521	▲11	-	-
Q220	11781	11800	▲19	-	-
CAL21	12213	12225	▲12	-	-
CAL22	12841	12841	0	-	-

Quiet day on the Capes front as everyone winds down for the new year.

Closing Prices



Spot Prices of Last 7 Days



Spot Prices of Last 30 Days

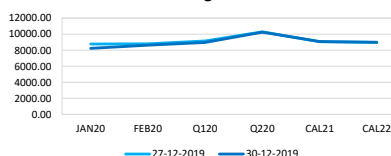


Panamax Average 4TC

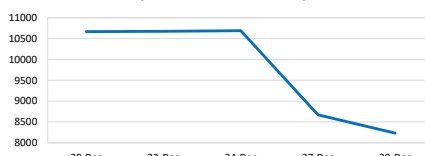
Period	Open	Close	Change	Daily High	Daily Low
JAN20	8769	8231	▼538	-	-
FEB20	8788	8622	▼166	-	-
Q120	9159	8961	▼198	9150	9000
Q220	10291	10244	▼47	-	-
CAL21	9056	9069	▲13	-	-
CAL22	8975	8984	▲9	-	-

Downwards pressure on front month of Panamaxes, but with volumes so thin very little can be said until the market comes back in the new year.

Closing Prices



Spot Prices of Last 7 Days



Spot Prices of Last 30 Days

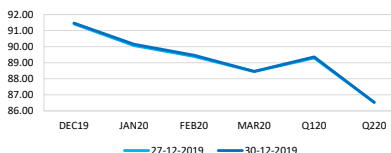


Iron Ore TSIO 62% Fe

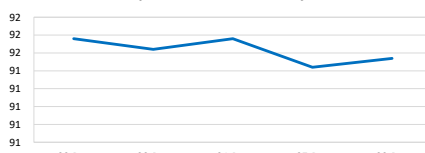
Period	Open	Close	Change	Daily High	Daily Low
DEC19	91.42	91.47	▲0.05	-	-
JAN20	90.07	90.15	▲0.08	90.65	90.15
FEB20	89.39	89.47	▲0.08	89.90	89.15
MAR20	88.44	88.46	▲0.02	88.40	88.40
Q120	89.30	89.36	▲0.06	-	-
Q220	86.53	86.53	▲0.00	-	-

Iron ore ends flat today. Wishing all a very happy new year!

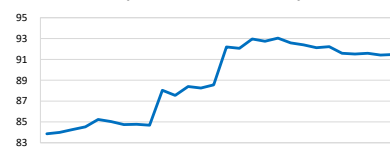
Closing Prices



Spot Prices of Last 7 Days



Spot Prices of Last 30 Days

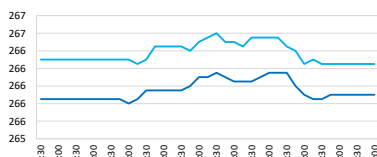


Singapore Fuel Oil 380cst

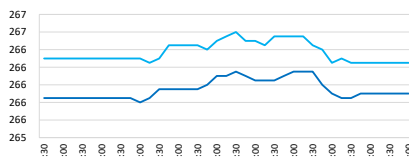
Period	Open	Close	Change	Highest Bid	Lowest Offer	Last Bid	Last Offer
DEC19	266.08	266.08	0.00	266.15	266.25	265.90	266.25
JAN20	287.65	287.60	▼0.05	290.60	287.50	287.25	287.95
FEB20	280.65	280.85	▲0.20	283.60	280.50	280.50	281.20
MAR20	278.65	278.85	▲0.20	281.60	278.50	278.50	279.20
Q120	282.13	282.38	▲0.25	285.25	282.00	282.00	282.75
Q220	277.13	276.75	▼0.38	280.00	276.75	276.50	277.00

Oil prices ended the day up 0.7% at \$68.88 as prices held on to three-month highs on Monday, underpinned by optimism over an expected China-US trade deal and upbeat industrial data, while traders kept a close watch on the Middle East following a US air strike. Analysts said investors are also keeping an eye on developments in Iraq after news reports said protesters on Saturday forced the temporary closure of the country's Nassiriya oil field.

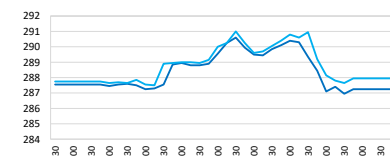
FOS S380 DEC19



FOS S380 JAN20



FOS S380 FEB20



Daily Volumes

Asset Class	30-Dec	27-Dec	24-Dec	23-Dec	20-Dec
Capesize 5TC (Lots)	60	-	-	170	1735
Panamax 4TC (Lots)	120	10	-	175	85
Iron Ore 62% (MT)	243,500	164,500	380,000	628,500	608,500
FOS S380 (MT)	-	-	-	-	-

Best Regards,
Zhi Rui Ang
www.eexasia.com
Singapore: +65 6206 9828
Disclaimer:

This information has been prepared by the EEX Asia Team. Use of the information presented here is at your sole risk, and any content, material, and/or data presented or otherwise obtained through your use of the information in this document is at your own discretion and risk and you will be solely responsible for any damage to you personally or your company or organisation or business associates whatsoever which in anyway results from the use, reliance or application of such content material and/or information. Certain data has been obtained from various sources and any copyright existing in such data shall remain the property of the source. Except for the foregoing, the EEX Asia Team retains all copyright within this document. The copying or redistribution of any part of this document without the express written authority of the EEX Asia Team is forbidden. ©EEX Asia 2019