



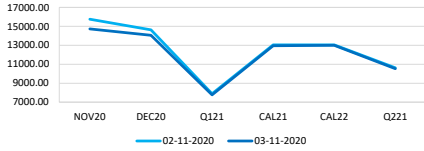
EEX Asia End of Day Report

Tuesday, 03 November 2020

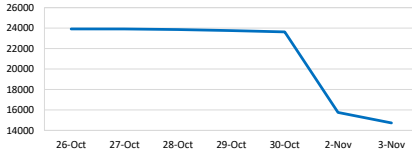
Capesize Average 5TC					
Period	Open	Close	Change	Daily High	Daily Low
NOV20	15756	14732	▼1024	15500	14600
DEC20	14634	14066	▼568	14500	14000
Q121	7892	7773	▼119	8000	7750
Q221	10631	10528	▼103	10600	10500
CAL21	13043	12954	▼89	12900	12900
CAL22	13050	13006	▼44	-	-

Decline in Cape futures continued today, with the front end of the curve being hit the hardest. Volumes picked up today with the sell-off continuing.

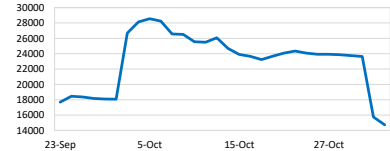
Closing Prices



Spot Prices of Last 7 Days



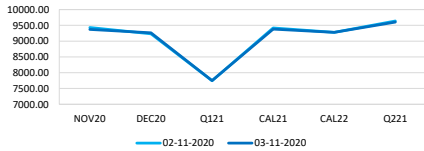
Spot Prices of Last 30 Days



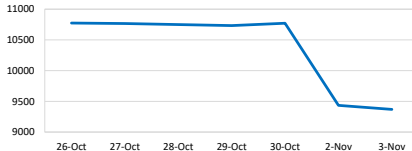
Panamax Average 4TC					
Period	Open	Close	Change	Daily High	Daily Low
NOV20	9434	9369	▼65	9400	9250
DEC20	9231	9266	▲35	9400	9150
Q121	7746	7750	▲4	7750	7700
Q221	9638	9603	▼35	9550	9475
CAL21	9416	9381	▼34	-	-
CAL22	9278	9278	0	-	-

Panamax prices kept steady today. Volumes picked up, but little has changed, with little downwards pressure, and prompt contracts holding their ground.

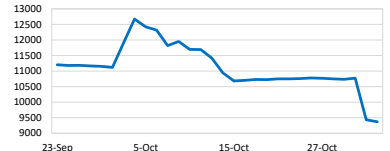
Closing Prices



Spot Prices of Last 7 Days



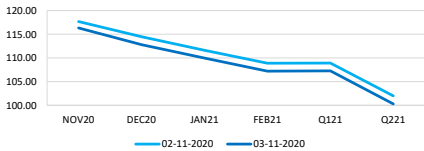
Spot Prices of Last 30 Days



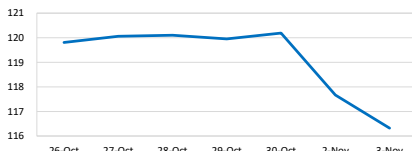
Iron Ore TSIO 62% Fe					
Period	Open	Close	Change	Daily High	Daily Low
NOV20	117.67	116.32	▼1.35	117.50	116.00
DEC20	114.48	112.78	▼1.70	113.90	112.45
JAN21	111.62	109.97	▼1.65	111.05	109.75
FEB21	108.87	107.21	▼1.66	108.00	107.55
Q121	108.91	107.28	▼1.63	108.30	107.15
Q221	101.99	100.29	▼1.70	-	-

Iron ore futures largely retreated as China's steel output continues to slow with the winter season and increased environmental concerns. Port inventories seem to have a hit the highest levels since Feb, hitting a sweet spot with high demand and continuous supply from Australia and Brazil.

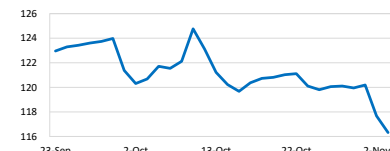
Closing Prices



Spot Prices of Last 7 Days




Spot Prices of Last 30 Days



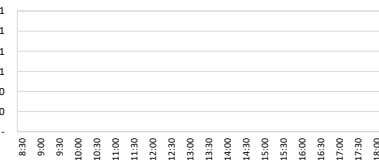
Singapore Fuel Oil 380cst							
Period	Open	Close	Change	Highest Bid	Lowest Offer	Last Bid	Last Offer
NOV20	235.18	241.41	▲6.23				
DEC20	231.60	237.71	▲6.11				
JAN21	229.94	235.99	▲6.05				
FEB21	230.05	236.14	▲6.09				
Q121	230.17	236.20	▲6.03				
Q221	230.70	239.49	▲8.79				

Fuel oil prices soar as expectations of longer OPEC production cuts are expected. Shipping continues to hold up well through the pandemic, and prices for HSFOS generally are tightening.

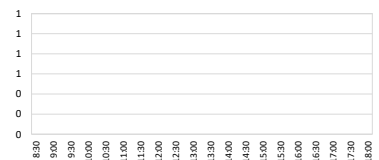
FOS S380 NOV20



FOS S380 DEC20



FOS S380 JAN21



Daily Volumes					
Asset Class	3-Nov	2-Nov	30-Oct	29-Oct	28-Oct
Capesize 5TC (Lots)	620	265	800	1640	450
Panamax 4TC (Lots)	1295	610	1890	1720	1255
Iron Ore 62% (MT)	736000	930000	730000	692000	674000
FOS S380 (MT)	-	-	-	-	-

Best Regards,  
Zhi Rui Ang  
www.eexasia.com  
Singapore: +65 6206 9828

**Disclaimer:**  
This information has been prepared by the EEX Asia Team. Use of the information presented here is at your sole risk, and any content, material, and/or data presented or otherwise obtained through your use of the information in this document is at your own discretion and risk and you will be solely responsible for any damage to you personally or your company or organisation or business associates whatsoever which in anyway results from the use, reliance or application of such content material and/or information. Certain data has been obtained from various sources and any copyright existing in such data shall remain the property of the source. Except for the foregoing, the EEX Asia Team retains all copyright within this document. The copying or redistribution of any part of this document without the express written authority of the EEX Asia Team is forbidden. ©EEX Asia 2020