

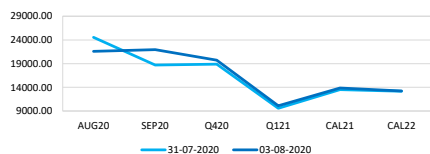
eexasia

EEX Asia End of Day Report

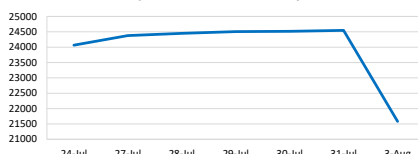
Monday, 03 August 2020

Capesize Average 5TC						The Capesize market got off to a sluggish start on fixing today yet the routes all had a touch of positive movement on them.
Period	Open	Close	Change	Daily High	Daily Low	
AUG20	24547	21584	▼2963	22000	19750	
SEP20	18713	21953	▲3240	22000	20700	
Q420	18892	19729	▲837	19750	19100	
Q121	9581	10113	▲532	10100	9700	
CAL21	13528	13845	▲318	13800	13650	
CAL22	13181	13238	▲57	-	-	

Closing Prices



Spot Prices of Last 7 Days

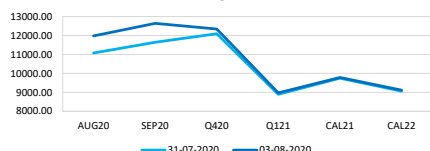


Spot Prices of Last 30 Days

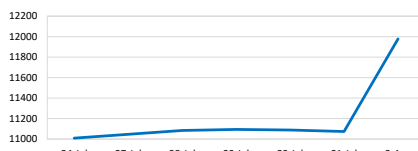


Panamax Average 4TC						The Panamax market eased back into the swing of things today with limited fixtures reported but positive sentiment continued the momentum on from last week with all routes posting modest gains at publishing.
Period	Open	Close	Change	Daily High	Daily Low	
AUG20	11073	11978	▲905	12050	11850	
SEP20	11644	12638	▲994	12650	12550	
Q420	12091	12344	▲253	12350	12350	
Q121	8897	8972	▲75	-	-	
CAL21	9748	9786	▲38	9800	9800	
CAL22	9066	9116	▲50	-	-	

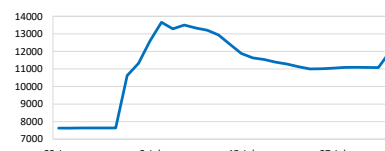
Closing Prices



Spot Prices of Last 7 Days

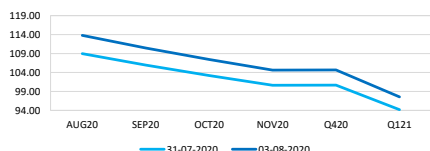


Spot Prices of Last 30 Days

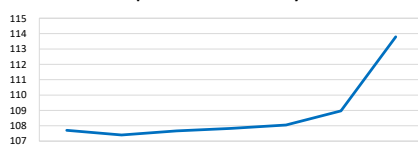


Iron Ore TSIO 62% Fe						Futures in Singapore extended its gains further during London morning. Aggressive Sep buyers were seen in the market.
Period	Open	Close	Change	Daily High	Daily Low	
AUG20	108.97	113.79	▲4.82	113.00	109.60	
SEP20	105.94	110.46	▲4.52	109.80	107.70	
OCT20	103.19	107.44	▲4.25	107.40	105.45	
NOV20	100.64	104.63	▲3.99	103.50	102.10	
Q420	100.67	104.68	▲4.01	104.75	102.30	
Q121	94.20	97.56	▲3.36	-	-	

Closing Prices



Spot Prices of Last 7 Days

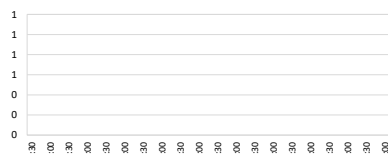


Spot Prices of Last 30 Days

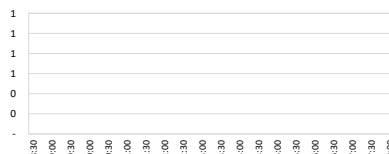


Singapore Fuel Oil 380cst								OPEC+ members have been cutting output since May by 9.7 million barrels per day (bpd)
Period	Open	Close	Change	Highest Bid	Lowest Offer	Last Bid	Last Offer	
AUG20	252.27	251.21	▼1.06					
SEP20	252.00	250.69	▼1.31					
OCT20	251.39	249.76	▼1.63					
NOV20	251.90	249.56	▼2.34					
Q420	252.27	250.04	▼2.23					
Q121	255.48	252.89	▼2.59					

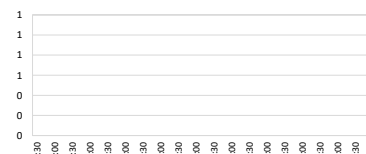
FOS S380 AUG20



FOS S380 SEP20



FOS S380 OCT20



Daily Volumes					
Asset Class	3-Aug	31-Jul	30-Jul	29-Jul	28-Jul
Capesize 5TC (Lots)	1120	65	165	790	1910
Panamax 4TC (Lots)	940	975	1930	3200	2155
Iron Ore 62% (MT)	645000	245000	365000	495000	504000
FOS S380 (MT)	-	-	-	-	-

Best Regards,
Zhi Rui Ang
www.eexasia.com
Singapore: +65 6206 9828

Disclaimer:

This information has been prepared by the EEX Asia Team. Use of the information presented here is at your sole risk, and any content, material, and/or data presented or otherwise obtained through your use of the information in this document is at your own discretion and risk and you will be solely responsible for any damage to you personally or your company or organisation or business associates whatsoever which in anyway results from the use, reliance or application of such content material and/or information. Certain data has been obtained from various sources and any copyright existing in such data shall remain the property of the source. Except for the foregoing, the EEX Asia Team retains all copyright within this document. The copying or redistribution of any part of this document without the express written authority of the EEX Asia Team is forbidden. ©EEX Asia 2020