

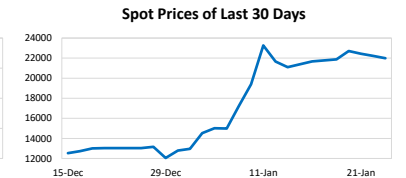
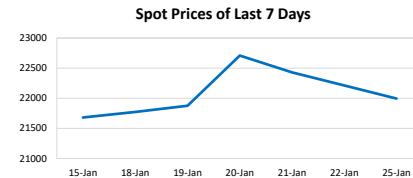
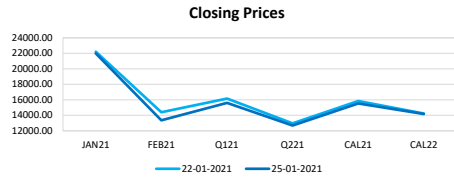
eexasia

EEX Asia End of Day Report

Monday, 25 January 2021

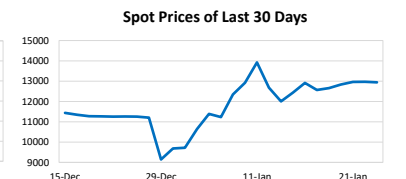
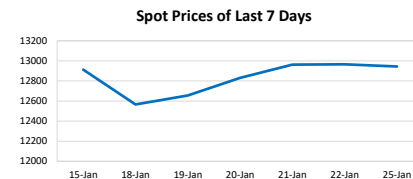
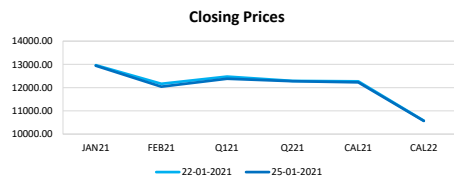
Capesize Average 5TC					
Period	Open	Close	Change	Daily High	Daily Low
JAN21	22213	21994	▼219	-	-
FEB21	14400	13347	▼1053	13750	13250
Q121	16162	15615	▼547	-	-
Q221	12959	12684	▼275	12700	12500
CAL21	15846	15536	▼309	-	-
CAL22	14225	14178	▼47	14150	14100

The Capesize market softened today across all routes to start the week. The Pacific West Australia to China C5 market was reasonably active with most major charterers heard to be present looking for tonnage. The Brazil to China C3 rate took a substantial drop in value largely believed to be a result of late Friday trading on the route.



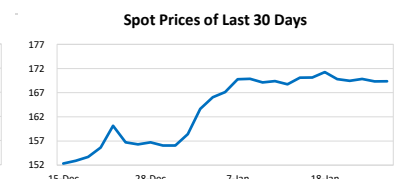
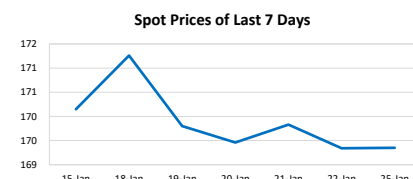
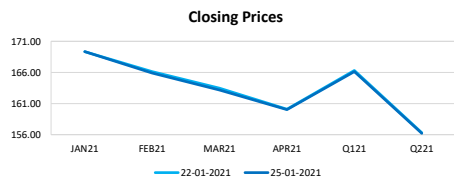
Panamax Average 4TC					
Period	Open	Close	Change	Daily High	Daily Low
JAN21	12966	12944	▼22	-	-
FEB21	12166	12044	▼122	12200	11900
Q121	12477	12385	▼93	-	-
Q221	12288	12278	▼10	12150	12100
CAL21	12273	12225	▼47	-	-
CAL22	10578	10566	▼12	10650	10500

The week began in typical Monday fashion with limited reports of fixing but generally most felt sentiment remained reasonably bullish heading into a fresh week.






Iron Ore TSI0 62% Fe					
Period	Open	Close	Change	Daily High	Daily Low
JAN21	169.34	169.35	▲0.01	-	-
FEB21	166.14	165.91	▼0.23	167.05	164.90
MAR21	163.46	163.16	▼0.30	164.00	162.35
APR21	160.08	160.01	▼0.07	160.80	159.80
Q121	166.31	166.14	▼0.17	-	-
Q221	156.31	156.21	▼0.10	156.25	156.00

Iron ore futures remained under pressure this afternoon as Feb sellers returned. Feb was seen trading in tight ranges between 165.75 and 165.85 for the entire session while Apr also traded 159.9 and Q2 at 156.0.



Singapore Fuel Oil 380cst							
Period	Open	Close	Change	Highest Bid	Lowest Offer	Last Bid	Last Offer
JAN21	324.40	324.68	▲0.28	-	-	-	-
FEB21	325.40	323.30	▼2.10	-	-	-	-
MAR21	325.50	323.43	▼2.07	-	-	-	-
APR21	324.40	322.13	▼2.27	-	-	-	-
Q121	325.10	323.80	▼1.30	-	-	-	-
Q221	322.23	320.02	▼2.21	-	-	-	-

Prices of oil came under pressure last Friday as the EIA reported a build in Crude stocks at over 4.4 million barrels. Lockdowns in the UK and Germany continue as cases rise, with France and China looking to impose further restrictions intra-nation to try and curb the spread.



Daily Volumes					
Asset Class	25-Jan	22-Jan	21-Jan	20-Jan	19-Jan
Capesize 5TC (Lots)	840	600	1155	1520	1870
Panamax 4TC (Lots)	2235	1790	3210	3215	1590
Iron Ore 62% (MT)	1075000	685000	913000	574000	682000
FOS S380 (MT)	-	-	-	-	-

Best Regards,
Zhi Rui Ang
www.eexasia.com
Singapore: +65 6206 9828

Disclaimer:
This information has been prepared by the EEX Asia Team. Use of the information presented here is at your sole risk, and any content, material, and/or data presented or otherwise obtained through your use of the information in this document is at your own discretion and risk and you will be solely responsible for any damage to you personally or your company or organisation or business associates whatsoever which in anyway results from the use, reliance or application of such content material and/or information. Certain data has been obtained from various sources and any copyright existing in such data shall remain the property of the source. Except for the foregoing, the EEX Asia Team retains all copyright within this document. The copying or redistribution of any part of this document without the express written authority of the EEX Asia Team is forbidden. ©EEX Asia 2020