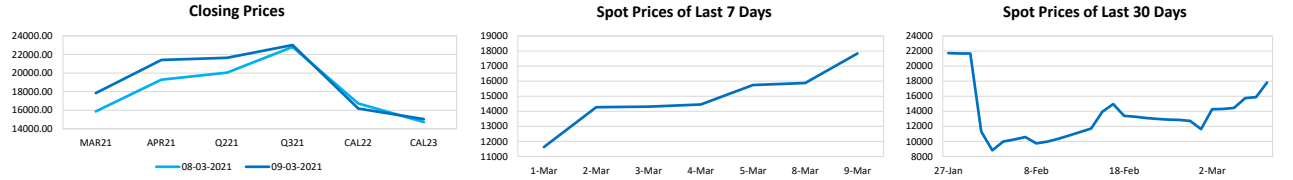


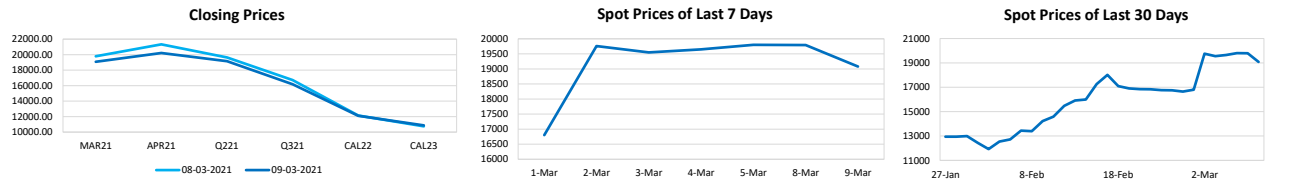
Capesize Average 5TC					
Period	Open	Close	Change	Daily High	Daily Low
MAR21	15881	17844	▲1963	18000	16000
APR21	19288	21409	▲2121	21500	19250
Q221	20037	21634	▲1597	21750	20150
Q321	22806	23013	▲207	23000	22750
CAL22	16722	16178	▼544	16200	16050
CAL23	14725	15041	▲316	15000	15000

The Capesize market rose strongly today across all routes. Fixture activity was particularly high on the West Australia to China C5 route with all major charterers being heard in the action.



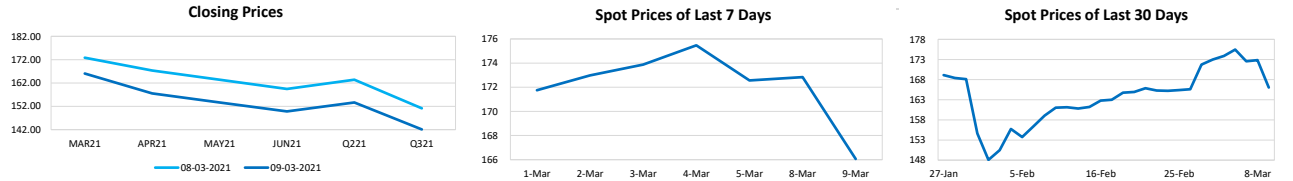
Panamax Average 4TC					
Period	Open	Close	Change	Daily High	Daily Low
MAR21	19794	19081	▼713	19500	19000
APR21	21328	20213	▼1115	20750	19100
Q221	19643	19147	▼496	19650	18750
Q321	16709	16181	▼528	16450	15900
CAL22	12138	12103	▼35	12000	11900
CAL23	10744	10869	▲125	10900	10750

Another subdued day of fixture rumours, the North Atlantic appearing severely under pressure with a heavy load of ballasters coupled with a distinct lack of trans-Atlantic demand.



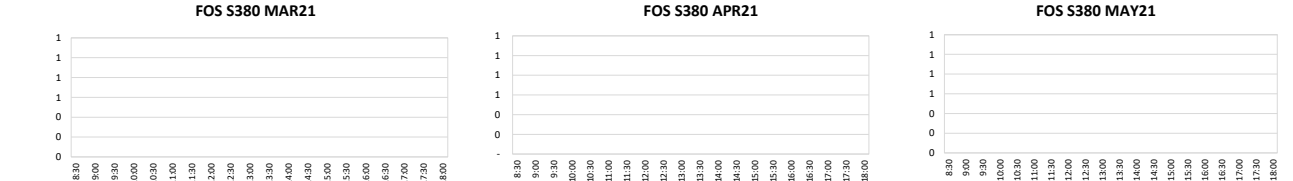
Iron Ore TSI0 62% Fe					
Period	Open	Close	Change	Daily High	Daily Low
MAR21	172.84	166.06	▼6.78	170.40	165.25
APR21	167.37	157.54	▼9.83	167.50	154.75
MAY21	163.38	153.65	▼9.73	159.85	150.90
JUN21	159.42	149.81	▼9.61	152.80	152.80
Q221	163.39	153.67	▼9.72	-	-
Q321	151.14	142.09	▼9.06	147.70	140.00

Iron ore nosedived on Tuesday after fresh production curbs have been imposed in the steelmaking hub of Tangshan to tackle pollution, raising renewed concerns that the demand of the steelmaking iron ore is waning.



Singapore Fuel Oil 380cst							
Period	Open	Close	Change	Highest Bid	Lowest Offer	Last Bid	Last Offer
MAR21	399.35	400.21	▲0.86				
APR21	394.73	394.89	▲0.16				
MAY21	391.78	392.36	▲0.58				
JUN21	387.98	388.97	▲0.99				
Q221	391.50	392.07	▲0.57				
Q321	379.72	379.69	▼0.03				

Although the current levels of Oil are positive for Oil producers and states dependent on oil revenues, demand may be hampered by the increasing prices which was highlighted by some in last weeks OPEC meeting.



Daily Volumes					
Asset Class	9-Mar	8-Mar	5-Mar	4-Mar	3-Mar
Capesize 5TC (Lots)	2930	1025	1640	1295	1360
Panamax 4TC (Lots)	2965	2325	2905	2165	2362
Iron Ore 62% (MT)	2076500	430000	1499000	1367000	615000
FOS S380 (MT)	-	-	-	-	-

Best Regards,

www.eexasia.com
 Singapore: +65 6206 9828

Disclaimer:
 This information has been prepared by the EEX Asia Team. Use of the information presented here is at your sole risk, and any content, material, and/or data presented or otherwise obtained through your use of the information in this document is at your own discretion and risk and you will be solely responsible for any damage to you personally or your company or organisation or business associates whatsoever which in any way results from the use, reliance or application of such content material and/or information. Certain data has been obtained from various sources and any copyright existing in such data shall remain the property of the source. Except for the foregoing, the EEX Asia Team retains all copyright within this document. The copying or redistribution of any part of this document without the express written authority of the EEX Asia Team is forbidden. ©EEX Asia 2020