

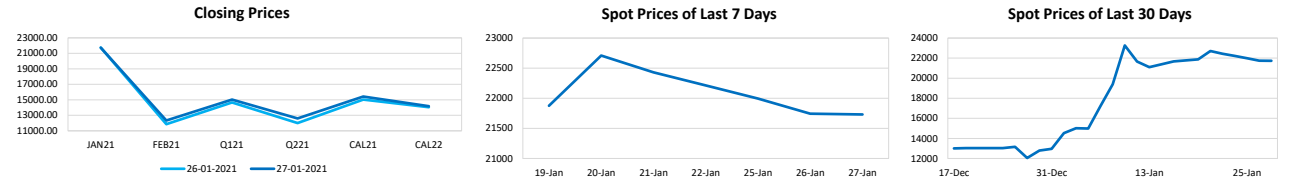
# eexasia

## EEX Asia End of Day Report

Wednesday, 27 January 2021

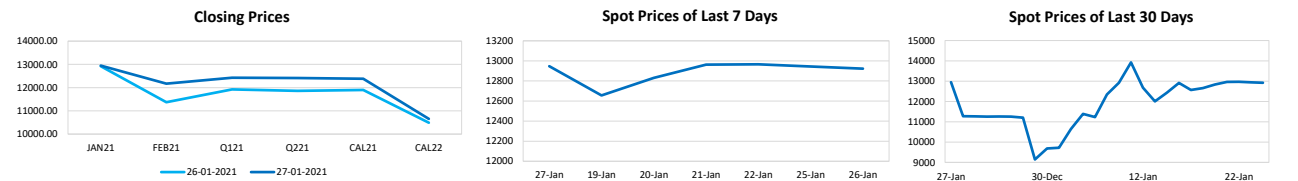
Capesize Average 5TC					
Period	Open	Close	Change	Daily High	Daily Low
JAN21	21744	21731	▼13	-	-
FEB21	11856	12331	▲475	12250	11600
Q121	14657	15032	▲375	-	-
Q221	12006	12591	▲585	12600	12100
CAL21	15025	15422	▲397	-	-
CAL22	14041	14178	▲137	14100	14100

The decline of the Atlantic routes picked up impetus today as cargo prospects diminished amidst numerous owner. The disparity between the Pacific and Atlantic basins has been glaring of late making life difficult for those trading vessels on a CSTC index basis while likely earning much less.



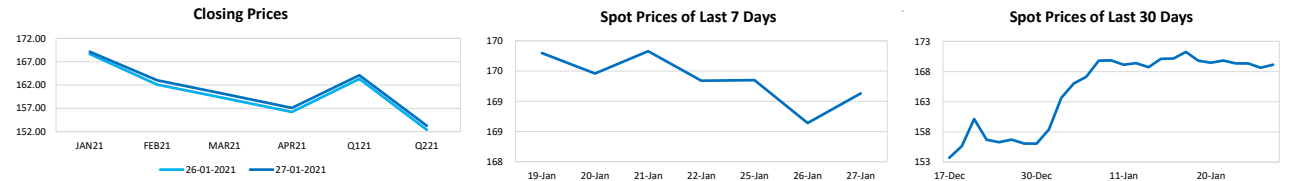
Panamax Average 4TC					
Period	Open	Close	Change	Daily High	Daily Low
JAN21	12922	12947	▲25	-	-
FEB21	11372	12172	▲800	12100	11400
Q121	11921	12426	▲505	-	-
Q221	11863	12413	▲550	12400	12000
CAL21	11901	12384	▲483	-	-
CAL22	10491	10656	▲165	10700	10700

A mixed day in the Atlantic saw route P1A posting a modest gain. Some felt this was underpinned by some positional tightness in the North Atlantic and also in the Med with some sources advocating the Atlantic market is poised to push on with solid underlying support.




Iron Ore TSI0 62% Fe					
Period	Open	Close	Change	Daily High	Daily Low
JAN21	168.64	169.13	▲0.49	-	-
FEB21	162.09	163.02	▲0.93	163.15	160.10
MAR21	159.18	160.08	▲0.90	159.60	158.50
APR21	156.21	157.09	▲0.88	157.30	156.00
Q121	163.30	164.08	▲0.77	-	-
Q221	152.40	153.26	▲0.86	153.05	153.05

The rebound was short-lived as iron ore plunged below \$160 in the afternoon. Market then took a breather and recovered a touch before it all came crashing down again towards the end of the session.



Singapore Fuel Oil 380cst							
Period	Open	Close	Change	Highest Bid	Lowest Offer	Last Bid	Last Offer
JAN21	325.61	324.70	▼0.91	-	-	-	-
FEB21	329.89	325.14	▼4.75	-	-	-	-
MAR21	329.27	324.76	▼4.51	-	-	-	-
APR21	327.21	323.29	▼3.92	-	-	-	-
Q121	328.26	324.87	▼3.39	-	-	-	-
Q221	324.78	321.14	▼3.64	-	-	-	-

The API data showed distillate fuel inventories, which include diesel and heating oil, rose by 1.4 million barrels, compared to expectations for a draw of 361,000 barrels and refinery runs fell by 76,000 barrels per day.



Daily Volumes					
Asset Class	27-Jan	26-Jan	25-Jan	22-Jan	21-Jan
Capesize 5TC (Lots)	625	4940	840	600	1155
Panamax 4TC (Lots)	1050	1375	2235	1790	3210
Iron Ore 62% (MT)	801200	1247000	1075000	685000	913000
FOS S380 (MT)	-	-	-	-	-

Best Regards,  
Zhi Rui Ang  
www.eexasia.com  
Singapore: +65 6206 9828

**Disclaimer:**  
This information has been prepared by the EEX Asia Team. Use of the information presented here is at your sole risk, and any content, material, and/or data presented or otherwise obtained through your use of the information in this document is at your own discretion and risk and you will be solely responsible for any damage to you personally or your company or organisation or business associates whatsoever which in any way results from the use, reliance or application of such content material and/or information. Certain data has been obtained from various sources and any copyright existing in such data shall remain the property of the source. Except for the foregoing, the EEX Asia Team retains all copyright within this document. The copying or redistribution of any part of this document without the express written authority of the EEX Asia Team is forbidden. ©EEX Asia 2020