

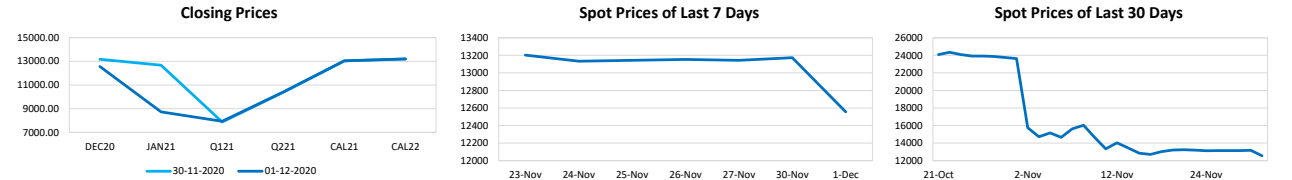
eexasia

EEX Asia End of Day Report

Tuesday, 01 December 2020

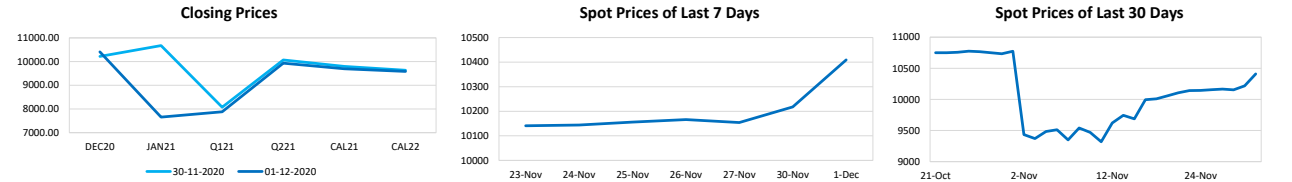
Capesize Average 5TC					
Period	Open	Close	Change	Daily High	Daily Low
DEC20	12666	12556	▼110	12750	12350
JAN21	8769	8728	▼41	8500	8500
Q121	7879	7935	▲56	8000	7850
Q221	10388	10413	▲25	10350	10350
CAL21	13028	13046	▲18	13000	13000
CAL22	13206	13194	▼12	-	-

West Australia to China CS had a few trades go through at lower levels across a range of dates as Charterer's took advantage of the lacklustre sentiment. Welcome news out of Bolivar has Carerjon and the Labour Union have signed a new collective Labour Agreement ending the strike there.



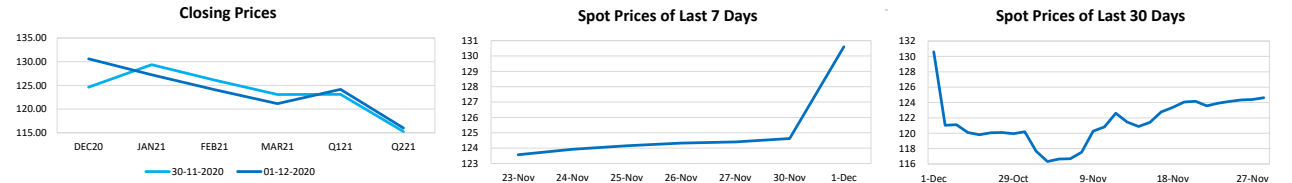
Panamax Average 4TC					
Period	Open	Close	Change	Daily High	Daily Low
DEC20	10675	10409	▼266	10700	10400
JAN21	7922	7656	▼266	7900	7600
Q121	8074	7882	▼192	8050	7900
Q221	10069	9934	▼135	10000	9950
CAL21	9795	9697	▼97	9700	9700
CAL22	9631	9584	▼47	9550	9550

Another quiet and inactive day in the Atlantic market some sources said, with market proving to be difficult to call precisely. A wide bid/offer gap proceeded to take place and consequently little fixture rumours emerged.



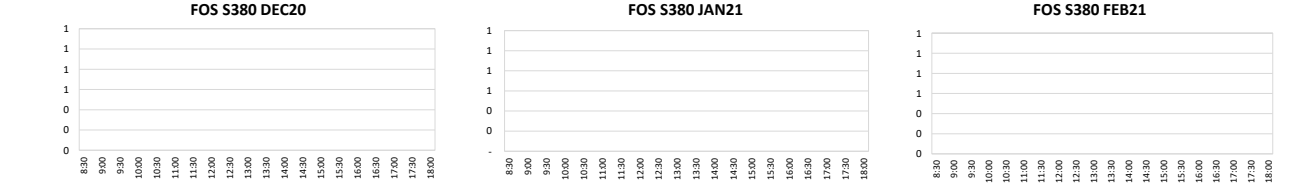
Iron Ore TSI0 62% Fe					
Period	Open	Close	Change	Daily High	Daily Low
DEC20	129.36	130.60	▲1.24	131.40	126.50
JAN21	126.12	127.22	▲1.10	128.00	125.30
FEB21	123.07	124.10	▲1.03	124.60	123.85
MAR21	120.16	121.16	▲1.00	-	-
Q121	123.12	124.16	▲1.04	-	-
Q221	115.27	116.00	▲0.73	115.75	115.30

The iron ore market could be braced for a correction in December as the winter season remains a risk factor. As northern part of China has been struck with the winter weather, mills demand continue to shift towards the east and southern part of the country.



Singapore Fuel Oil 380cst							
Period	Open	Close	Change	Highest Bid	Lowest Offer	Last Bid	Last Offer
DEC20	288.37	284.49	▼3.88				
JAN21	285.79	283.28	▼2.51				
FEB21	285.12	282.86	▼2.26				
MAR21	284.44	282.09	▼2.35				
Q121	285.12	282.74	▼2.38				
Q221	282.39	280.67	▼1.72				

The key oil news of the week would center around the OPEC+ talks that are looking to address the output quotas for the beginning of 2021 which some sources have said that the current quotas will remain in place, although the talks have been delayed until Thursday of this week.



Daily Volumes					
Asset Class	1-Dec	30-Nov	27-Nov	26-Nov	25-Nov
Capesize 5TC (Lots)	865	360	920	1370	1180
Panamax 4TC (Lots)	1500	505	1005	1745	2810
Iron Ore 62% (MT)	2199000	312000	276000	282000	645000
FOS S380 (MT)	-	-	-	-	-

Best Regards,
Zhi Rui Ang
www.eexasia.com
Singapore: +65 6206 9828

Disclaimer:

This information has been prepared by the EEX Asia Team. Use of the information presented here is at your sole risk, and any content, material, and/or data presented or otherwise obtained through your use of the information in this document is at your own discretion and risk and you will be solely responsible for any damage to you personally or your company or organisation or business associates whatsoever which in anyway results from the use, reliance or application of such content material and/or information. Certain data has been obtained from various sources and any copyright existing in such data shall remain the property of the source. Except for the foregoing, the EEX Asia Team retains all copyright within this document. The copying or redistribution of any part of this document without the express written authority of the EEX Asia Team is forbidden. ©EEX Asia 2020