

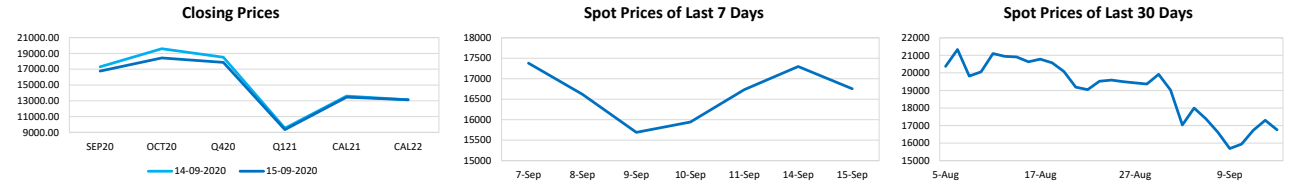
eexasia

EEX Asia End of Day Report

Tuesday, 15 September 2020

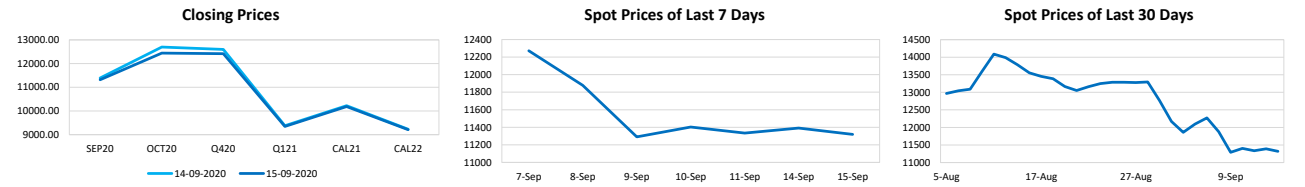
Capesize Average 5TC					
Period	Open	Close	Change	Daily High	Daily Low
SEP20	17300	16756	▼544	18250	16750
OCT20	19594	18425	▼1169	19400	18250
Q420	18519	17865	▼654	18500	17800
Q121	9528	9353	▼175	9600	9500
CAL21	13601	13454	▼147	13400	13350
CAL22	13131	13128	▼3	-	-

Market activity was more pronounced today in the Pacific as a raft of fixing was heard out of West Australia. Capesize tonnage was said to be fixed by BHP, FMG and Rio Tinto as principles found agreement after yesterdays stalemate.



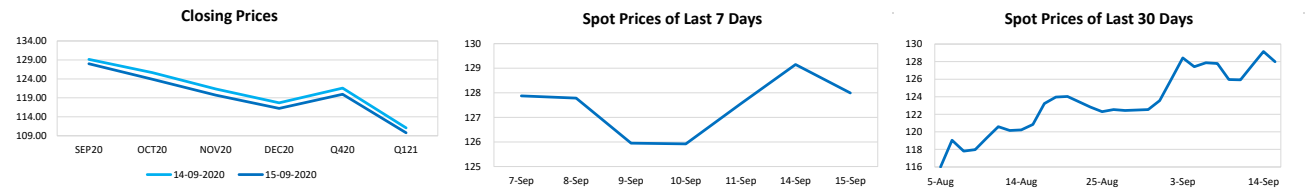
Panamax Average 4TC					
Period	Open	Close	Change	Daily High	Daily Low
SEP20	11391	11319	▼72	-	-
OCT20	12697	12441	▼256	12500	12250
Q420	12597	12419	▼178	12500	12250
Q121	9378	9344	▼34	9200	9200
CAL21	10220	10188	▼32	10250	10200
CAL22	9228	9209	▼19	9200	9200

A slightly better trading day in which some sources felt there was better sentiment in certain areas of the market but another negative return on indices today.



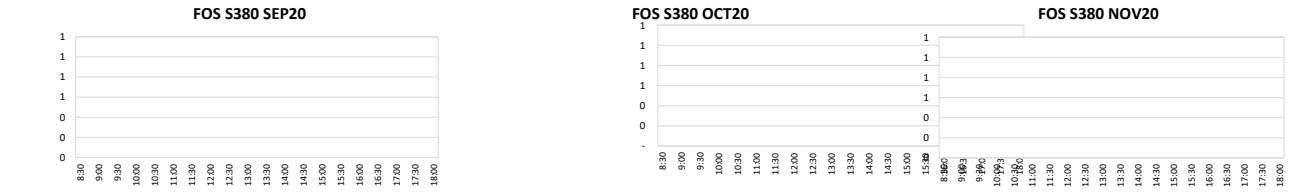
Iron Ore TSI0 62% Fe					
Period	Open	Close	Change	Daily High	Daily Low
SEP20	129.15	127.99	▼1.16	128.15	127.50
OCT20	125.64	123.90	▼1.74	125.00	122.75
NOV20	121.35	119.72	▼1.63	128.15	118.85
DEC20	117.71	116.20	▼1.51	117.35	116.00
Q420	121.57	119.94	▼1.63	-	-
Q121	111.08	109.79	▼1.29	109.45	109.40

Iron ore futures retreated on Tuesday as China's steel margin came under pressure despite peak steel demand season, according to a recent MySteel's survey of the Chinese mills.



Singapore Fuel Oil 380cst							
Period	Open	Close	Change	Highest Bid	Lowest Offer	Last Bid	Last Offer
SEP20	240.6	240.21	▼0.39				
OCT20	237.57	231.24	▼6.33				
NOV20	238.39	231.85	▼6.54				
DEC20	239.82	233.40	▼6.42				
Q420	238.59	232.16	▼6.43				
Q121	245.28	238.06	▼7.22				

All eyes will be on OPEC on 17th September as it looks to update nations on the updated quotas for oil production to the end of 2020.



Daily Volumes					
Asset Class	15-Sep	14-Sep	11-Sep	10-Sep	9-Sep
Capesize 5TC (Lots)	1125	230	685	585	1255
Panamax 4TC (Lots)	1445	1290	350	1100	1769
Iron Ore 62% (MT)	720500	893000	753500	1308000	2485000
FOS S380 (MT)	-	-	-	-	-

Best Regards,
Zhi Rui Ang
www.eexasia.com
Singapore: +65 6206 9828

Disclaimer:
This information has been prepared by the EEX Asia Team. Use of the information presented here is at your sole risk, and any content, material, and/or data presented or otherwise obtained through your use of the information in this document is at your own discretion and risk and you will be solely responsible for any damage to you personally or your company or organisation or business associates whatsoever which in anyway results from the use, reliance or application of such content material and/or information. Certain data has been obtained from various sources and any copyright existing in such data shall remain the property of the source. Except for the foregoing, the EEX Asia Team retains all copyright within this document. The copying or redistribution of any part of this document without the express written authority of the EEX Asia Team is forbidden. ©EEX Asia 2020