

eexasia

EEX Asia End of Day Report

Monday, 01 February 2021

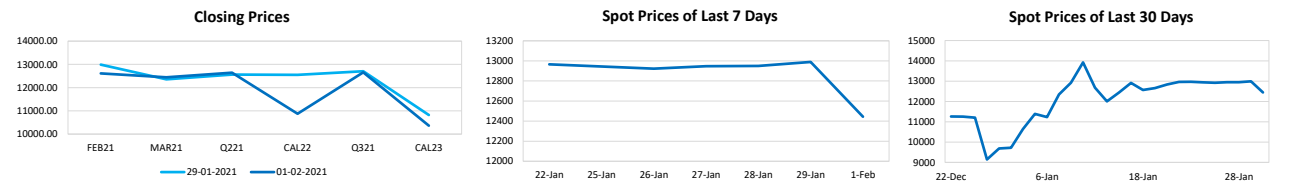
Capesize Average 5TC					
Period	Open	Close	Change	Daily High	Daily Low
FEB21	21678	14528	▼7150	12000	11500
MAR21	12288	11300	▼988	10900	10650
Q221	15124	11696	▼3428	-	-
Q321	12915	16231	▲3317	-	-
CAL22	15701	14317	▼1384	-	-
CAL23	14347	14050	▼297	13875	13875

The Capesize market started off slow this week with few fixtures heard today right up until index time. Closing last week saw the ballaster routes having a small push against the otherwise downward trajectory of the other routes.



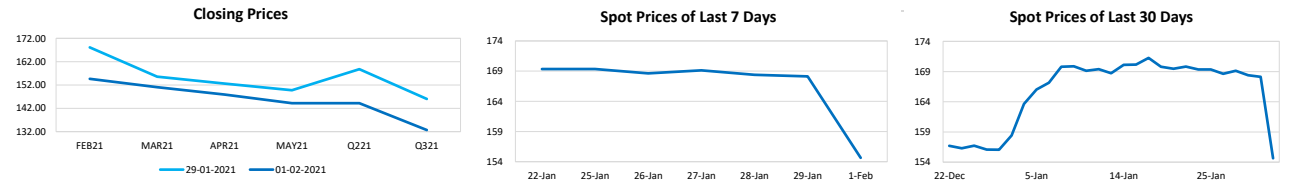
Panamax Average 4TC					
Period	Open	Close	Change	Daily High	Daily Low
FEB21	12989	12611	▼378	12550	12400
MAR21	12359	12444	▲85	12450	12300
Q221	12559	12640	▲81	12850	12750
Q321	12705	12657	▼48	12600	12500
CAL22	12550	10876	▼1674	-	-
CAL23	10822	10364	▼458	-	-

The Panamax market began with the usual Monday languidness with little of note surfacing. Sentiment in the Atlantic overall remained steady except from South America where most sources felt things appeared a little weaker.



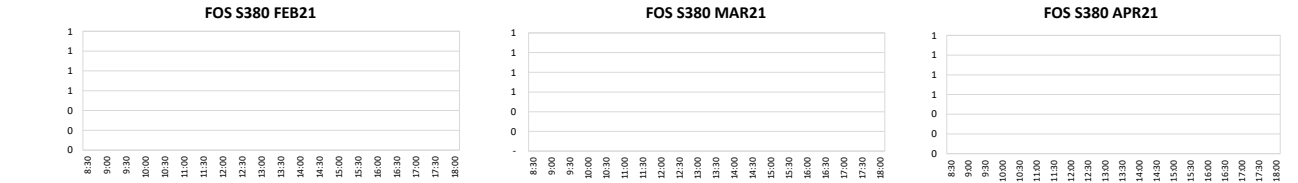
Iron Ore TSI0 62% Fe					
Period	Open	Close	Change	Daily High	Daily Low
FEB21	168.13	154.64	▼13.49	155.40	153.25
MAR21	155.59	151.03	▼4.56	151.70	149.75
APR21	152.60	147.93	▼4.67	147.00	147.00
MAY21	149.74	144.20	▼5.54	144.40	143.15
Q221	158.77	144.19	▼14.58	144.85	144.85
Q321	146.01	132.69	▼13.32	-	-

170,000 tonnes of 65% Fe Iron Ore Carajas fines, traded at \$180.50 per tonne cfr China, bill of lading dated January 15.



Singapore Fuel Oil 380cst							
Period	Open	Close	Change	Highest Bid	Lowest Offer	Last Bid	Last Offer
FEB21	324.65	325.46	▲0.81				
MAR21	324.56	325.24	▲0.68				
APR21	322.10	323.74	▲1.64				
MAY21	319.78	321.66	▲1.88				
Q221	319.69	321.47	▲1.78				
Q321	311.75	314.14	▲2.39				

Today marked the start of the output cuts proposed by Saudi Arabia back at the start of January at a reduction of one million barrels per day.



Daily Volumes					
Asset Class	1-Feb	29-Jan	28-Jan	27-Jan	26-Jan
Capesize 5TC (Lots)	180	1580	920	625	1940
Panamax 4TC (Lots)	495	1990	1035	1050	1375
Iron Ore 62% (MT)	2493000	787000	981000	801200	1247000
FOS S380 (MT)	-	-	-	-	-

Best Regards,
Zhi Rui Ang
www.eexasia.com
Singapore: +65 6206 9828

Disclaimer:
This information has been prepared by the EEX Asia Team. Use of the information presented here is at your sole risk, and any content, material, and/or data presented or otherwise obtained through your use of the information in this document is at your own discretion and risk and you will be solely responsible for any damage to you personally or your company or organisation or business associates whatsoever which in anyway results from the use, reliance or application of such content material and/or information. Certain data has been obtained from various sources and any copyright existing in such data shall remain the property of the source. Except for the foregoing, the EEX Asia Team retains all copyright within this document. The copying or redistribution of any part of this document without the express written authority of the EEX Asia Team is forbidden. ©EEX Asia 2020