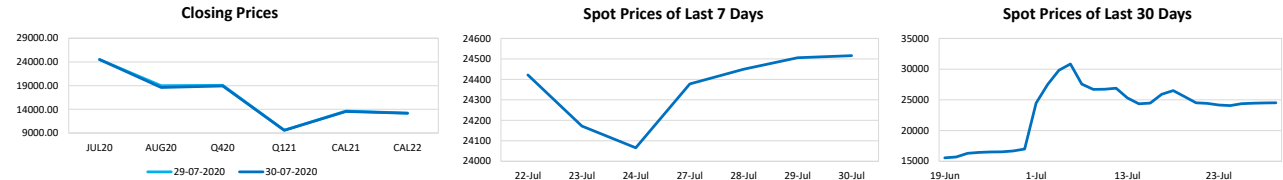


eexasia

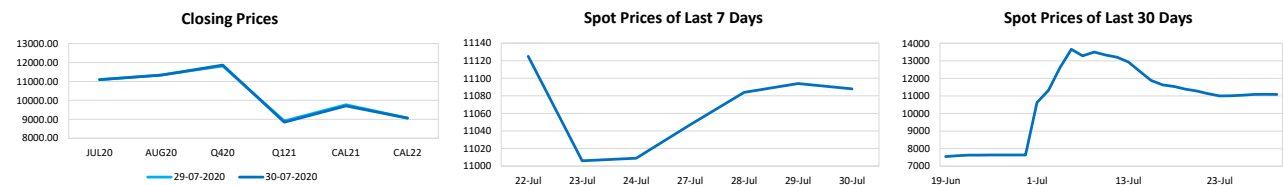
EEX Asia End of Day Report

Thursday, 30 July 2020

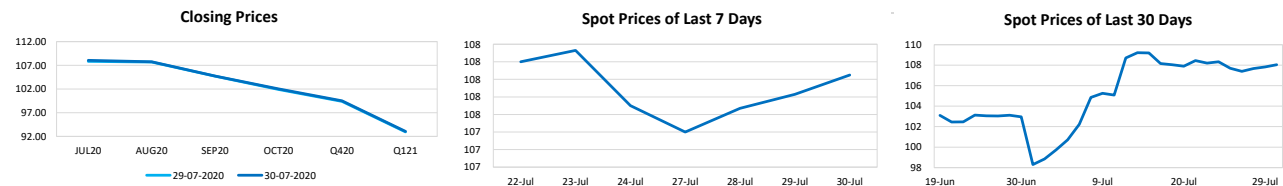
Capesize Average 5TC						A modest lift for the Capesize market today with gains across the index as stronger fixtures were heard on the fronthaul C9 and West Australia to Qingdao CS.
Period	Open	Close	Change	Daily High	Daily Low	
JUL20	24506	24516	▲10	-	-	
AUG20	18981	18606	▼375	18600	18500	
Q420	19091	18931	▼160	18950	18850	
Q121	9591	9569	▼22	-	-	
CAL21	13636	13550	▼86	-	-	
CAL22	13219	13181	▼38	-	-	



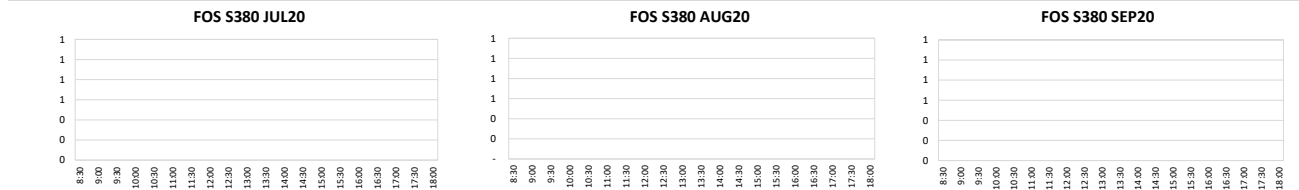
Panamax Average 4TC						A day of gains witnessed in the Panamax market as the recent improved activity and sentiment continued, the BPI average duly returning better levels today at publishing.
Period	Open	Close	Change	Daily High	Daily Low	
JUL20	11094	11088	▼6	-	-	
AUG20	11338	11328	▼10	11550	10800	
Q420	11813	11863	▲50	12000	11650	
Q121	8913	8849	▼64	8900	8800	
CAL21	9770	9708	▼62	9750	9600	
CAL22	9069	9063	▼6	-	-	



Iron Ore TSIO 62% Fe						Iron ore futures were firmer on Thursday on hopes for further government stimulus. China aimed to complete local government special bonds issue by end-October, which is seen as a stimulus for infrastructure projects.
Period	Open	Close	Change	Daily High	Daily Low	
JUL20	107.83	108.05	▲0.22	-	-	
AUG20	107.68	107.74	▲0.06	108.00	106.00	
SEP20	104.69	104.74	▲0.05	105.10	104.65	
OCT20	101.91	102.02	▲0.11	102.10	102.00	
Q420	99.40	99.52	▲0.12	99.35	98.80	
Q121	92.95	93.06	▲0.11	92.90	92.90	



Singapore Fuel Oil 380cst								Saudi Arabia may have little choice but to reduce the price of its oil as OPEC and allied producers start to ease output curbs amid weakening demand that's crashed the value of physical supplies.
Period	Open	Close	Change	Highest Bid	Lowest Offer	Last Bid	Last Offer	
JUL20	247.72	247.65	▼0.07	-	-	-	-	
AUG20	251.33	252.27	▲0.94	-	-	-	-	
SEP20	251.83	252.00	▲0.17	-	-	-	-	
OCT20	252.01	251.39	▼0.62	-	-	-	-	
Q420	253.16	252.27	▼0.89	-	-	-	-	
Q121	257.21	255.48	▼1.73	-	-	-	-	



Daily Volumes					
Asset Class	30-Jul	29-Jul	28-Jul	27-Jul	24-Jul
Capesize 5TC (Lots)	165	790	1910	465	220
Panamax 4TC (Lots)	1930	3200	2155	620	555
Iron Ore 62% (MT)	365000	495000	504000	209000	771500
FOS S380 (MT)	-	-	-	-	-

Best Regards,
Zhi Rui Ang
www.eexasia.com
Singapore: +65 6206 9828

Disclaimer:

This information has been prepared by the EEX Asia Team. Use of the information presented here is at your sole risk, and any content, material, and/or data presented or otherwise obtained through your use of the information in this document is at your own discretion and risk and you will be solely responsible for any damage to you personally or your company or organisation or business associates whatsoever which in anyway results from the use, reliance or application of such content material and/or information. Certain data has been obtained from various sources and any copyright existing in such data shall remain the property of the source. Except for the foregoing, the EEX Asia Team retains all copyright within this document. The copying or redistribution of any part of this document without the express written authority of the EEX Asia Team is forbidden. ©EEX Asia 2020