

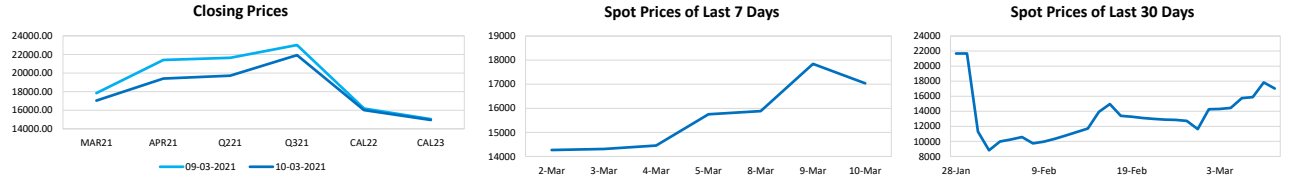
# eexasia

## EEX Asia End of Day Report

Wednesday, 10 March 2021

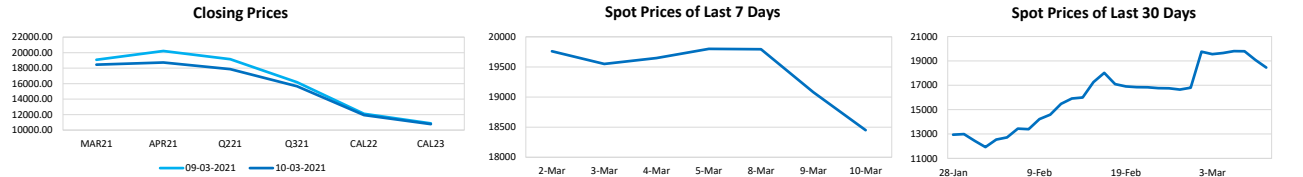
Capesize Average 5TC					
Period	Open	Close	Change	Daily High	Daily Low
MAR21	17844	17038	▼ 806	18000	17000
APR21	21409	19403	▼ 2006	21000	19400
Q221	21634	19718	▼ 1916	21000	19500
Q321	23013	21925	▼ 1088	22500	21750
CAL22	16178	16019	▼ 159	16150	16000
CAL23	15041	14950	▼ 91	15050	15050

The market continues to push at a substantial pace as short positions were seen to be scrambling to obtain cover on several routes.



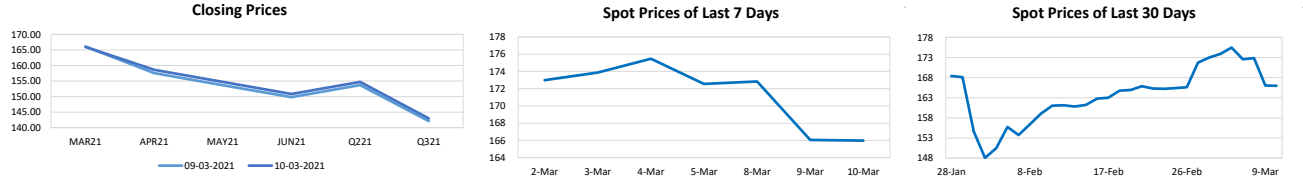
Panamax Average 4TC					
Period	Open	Close	Change	Daily High	Daily Low
MAR21	19081	18450	▼ 631	19100	18400
APR21	20213	18728	▼ 1485	20300	18500
Q221	19147	17800	▼ 1267	18500	17800
Q321	16181	15653	▼ 528	15750	15500
CAL22	12103	11941	▼ 162	11950	11850
CAL23	10869	10772	▼ 97	10750	10700

Another day of losses in the in the Atlantic, with the North Atlantic looking distinctly under pressure and P1A registering further losses.



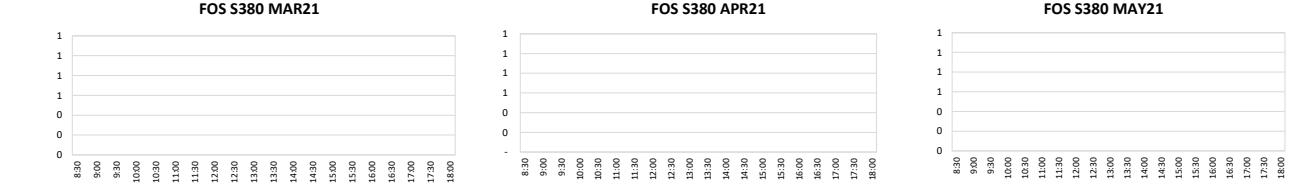
Iron Ore TSIO 62% Fe					
Period	Open	Close	Change	Daily High	Daily Low
MAR21	166.06	165.98	▼ 0.08	164.70	163.00
APR21	157.54	158.58	▲ 1.04	159.00	154.00
MAY21	153.65	154.71	▲ 1.06	155.20	150.70
JUN21	149.81	150.83	▲ 1.02	149.60	149.60
Q221	153.67	154.71	▲ 1.04	154.80	154.80
Q321	142.09	142.95	▲ 0.87	-	-

Futures in Singapore rebounded from Tuesday's rout. Apr was seen trading up from 154.75 to as high as 158.8. Spreads also recovered after getting crushed yesterday.



Singapore Fuel Oil 380cst							
Period	Open	Close	Change	Highest Bid	Lowest Offer	Last Bid	Last Offer
MAR21	400.21	387.49	▼ 12.72				
APR21	394.89	392.02	▼ 2.87				
MAY21	392.36	389.65	▼ 2.71				
JUN21	388.97	386.00	▼ 2.97				
Q221	392.07	389.22	▼ 2.85				
Q321	379.69	376.22	▼ 3.47				

US crude oil production is expected to fall by 160,000 barrels per day in 2021 to 11.15 million barrels per day which is a revision upwards from a previous figure released by the EIA.



Daily Volumes					
Asset Class	10-Mar	9-Mar	8-Mar	5-Mar	4-Mar
Capesize 5TC (Lots)	1585	2930	1025	1640	1295
Panamax 4TC (Lots)	2990	2965	2325	2905	2165
Iron Ore 62% (MT)	760500	2076500	430000	1499000	1367000
FOS S380 (MT)	-	-	-	-	-

Best Regards,

www.eexasia.com  
Singapore: +65 6206 9828

**Disclaimer:**  
This information has been prepared by the EEX Asia Team. Use of the information presented here is at your sole risk, and any content, material, and/or data presented or otherwise obtained through your use of the information in this document is at your own discretion and risk and you will be solely responsible for any damage to you personally or your company or organisation or business associates whatsoever which in anyway results from the use, reliance or application of such content material and/or information. Certain data has been obtained from various sources and any copyright existing in such data shall remain the property of the source. Except for the foregoing, the EEX Asia Team retains all copyright within this document. The copying or redistribution of any part of this document without the express written authority of the EEX Asia Team is forbidden. ©EEX Asia 2020