

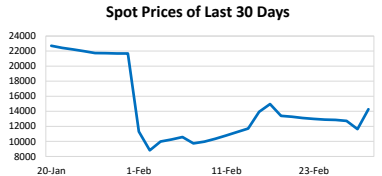
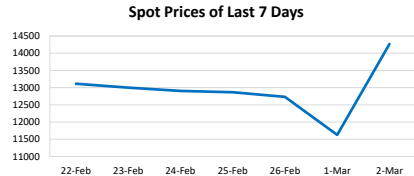
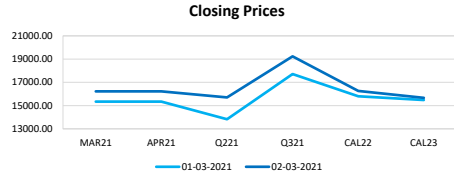
eexasia

EEX Asia End of Day Report

Tuesday, 02 March 2021

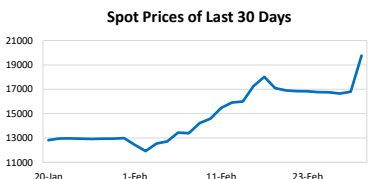
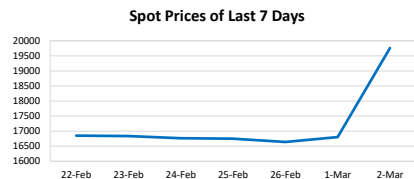
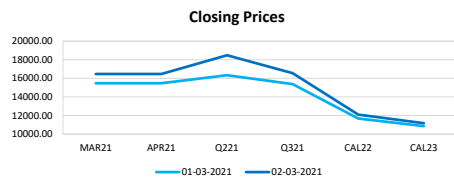
Capesize Average 5TC					
Period	Open	Close	Change	Daily High	Daily Low
MAR21	15346	16227	▲881	14250	11850
APR21	15346	16227	▲881	16800	14750
Q221	13825	15707	▲1882	17850	17000
Q321	17713	19236	▲1523	22150	21000
CAL22	15796	16260	▲464	16000	15750
CAL23	15481	15664	▲183	-	-

After a somewhat quiet start to the day the market surged to life with a raft of fixtures being heard just prior to index time. All routes lifted to give the Capesize 5TC a small bump.



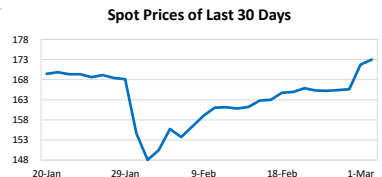
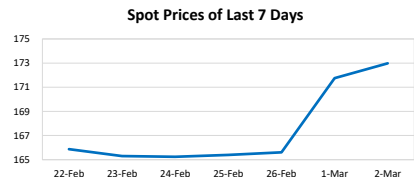
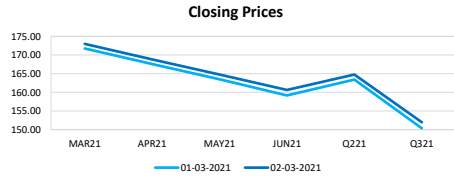
Panamax Average 4TC					
Period	Open	Close	Change	Daily High	Daily Low
MAR21	15478	16463	▲985	20250	16750
APR21	15478	16463	▲985	19250	16900
Q221	16334	18480	▲2146	18000	16250
Q321	15382	16566	▲1183	15300	14650
CAL22	11670	12093	▲423	12000	11900
CAL23	10860	11170	▲310	-	-

An interesting day in the Panamax market possibly provoked by an increase in FFA activity saw the market produce a surge of activity. There were mixed views on where true market value stood for now.



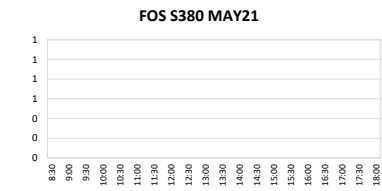


Iron Ore TSI0 62% Fe					
Period	Open	Close	Change	Daily High	Daily Low
MAR21	171.75	172.98	▲1.23	172.80	171.80
APR21	167.57	168.81	▲1.24	169.00	166.20
MAY21	163.50	164.78	▲1.28	165.00	163.60
JUN21	159.15	160.65	▲1.50	159.80	159.80
Q221	163.41	164.75	▲1.34	-	-
Q321	150.37	151.98	▲1.61	149.50	149.50

The markets opened much lower in the afternoon. May was seen trading at 163.6 while Mar traded at 171.8. Apr got down to around 167.3. Iron ore then caught a bid, lifting Apr back to above 168.0.



Singapore Fuel Oil 380cst							
Period	Open	Close	Change	Highest Bid	Lowest Offer	Last Bid	Last Offer
MAR21	377.77	370.85	▼6.92				
APR21	375.01	368.91	▼6.10				
MAY21	371.71	365.96	▼5.75				
JUN21	368.42	362.80	▼5.62				
Q221	371.71	365.89	▼5.82				
Q321	360.78	353.81	▼6.97				

The OPEC meeting that is due on the 4th March is making oil market participants cautious as the aim of the meeting is to address the output cuts currently in place and the route forwards for the oil market as the pandemic is left behind and global oil demand begins to bounce back.



Daily Volumes					
Asset Class	2-Mar	1-Mar	26-Feb	25-Feb	24-Feb
Capesize 5TC (Lots)	1495	125	530	1350	985
Panamax 4TC (Lots)	3915	915	1120	1806	2460
Iron Ore 62% (MT)	655000	690000	989500	1100400	954000
FOS S380 (MT)	-	-	-	-	-

Best Regards,
Zhi Rui Ang
www.eexasia.com
Singapore: +65 6206 9828

Disclaimer:
This information has been prepared by the EEX Asia Team. Use of the information presented here is at your sole risk, and any content, material, and/or data presented or otherwise obtained through your use of the information in this document is at your own discretion and risk and you will be solely responsible for any damage to you personally or your company or organisation or business associates whatsoever which in any way results from the use, reliance or application of such content material and/or information. Certain data has been obtained from various sources and any copyright existing in such data shall remain the property of the source. Except for the foregoing, the EEX Asia Team retains all copyright within this document. The copying or redistribution of any part of this document without the express written authority of the EEX Asia Team is forbidden. ©EEX Asia 2020