

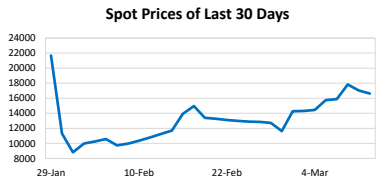
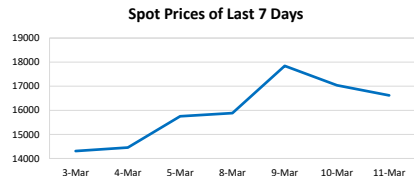
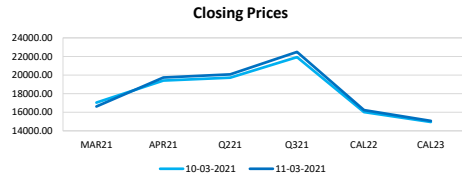
eexasia

EEX Asia End of Day Report

Thursday, 11 March 2021

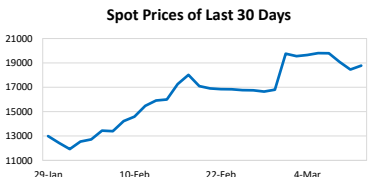
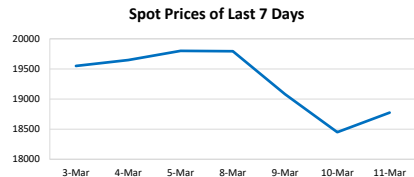
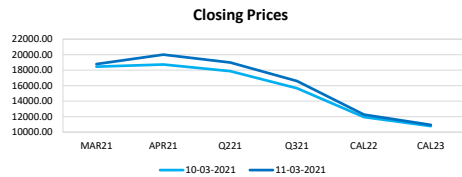
Capesize Average 5TC					
Period	Open	Close	Change	Daily High	Daily Low
MAR21	17038	16622	▼ 416	16750	16000
APR21	19403	19738	▲ 335	20500	19000
Q221	19718	20076	▲ 359	20500	19750
Q321	21925	22484	▲ 559	22750	22500
CAL22	16019	16225	▲ 206	16150	16150
CAL23	14950	15066	▲ 116	-	-

The index today for the Capesize market pared back some of the stronger route gains from yesterday.



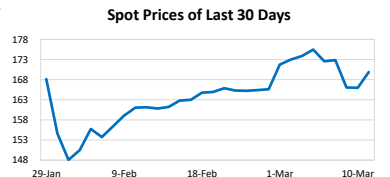
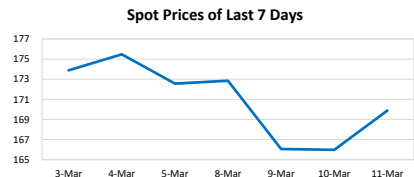
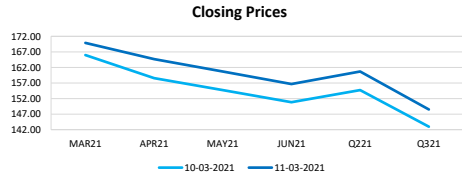
Panamax Average 4TC					
Period	Open	Close	Change	Daily High	Daily Low
MAR21	18450	18775	▲ 325	18650	18450
APR21	18728	20000	▲ 1272	20000	18900
Q221	17880	18996	▲ 1116	19250	18100
Q321	15653	16588	▲ 935	16700	16000
CAL22	11941	12250	▲ 309	12300	12300
CAL23	10772	10931	▲ 159	10800	10800

Another muted day with fresh information somewhat lacking. Early ships ballasting from the continent continued to undermine rates.



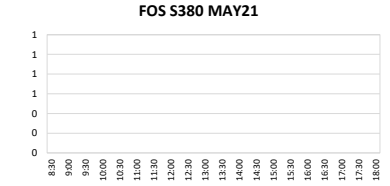
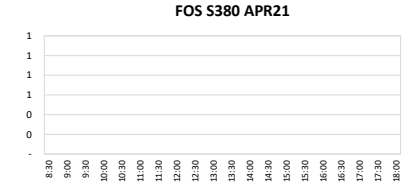

Iron Ore TSIO 62% Fe					
Period	Open	Close	Change	Daily High	Daily Low
MAR21	165.98	169.89	▲ 3.91	164.40	164.40
APR21	158.58	164.69	▲ 6.11	164.50	156.20
MAY21	154.71	160.68	▲ 5.97	159.75	156.00
JUN21	150.83	156.68	▲ 5.85	156.50	151.65
Q221	154.71	160.68	▲ 5.98	159.50	159.50
Q321	142.95	148.48	▲ 5.53	147.80	147.40

Futures in Singapore rallied strongly during morning in London, with Apr trading up from 161.5 to 165.0.



Singapore Fuel Oil 380cst							
Period	Open	Close	Change	Highest Bid	Lowest Offer	Last Bid	Last Offer
MAR21	387.49	391.00	▲ 3.51				
APR21	392.02	391.26	▼ 0.76				
MAY21	389.65	388.71	▼ 0.94				
JUN21	386.00	385.51	▼ 0.49				
Q221	389.22	388.49	▼ 0.73				
Q321	376.22	377.56	▲ 1.34				

Saudi Arabia are taking action against the possibility of future attacks on this oil terminals after Ras Tanura was targeted by Houthis fighters with drones and missiles.



Daily Volumes					
Asset Class	11-Mar	10-Mar	9-Mar	8-Mar	5-Mar
Capesize 5TC (Lots)	1210	1585	2930	1025	1640
Panamax 4TC (Lots)	3330	2990	2965	2325	2905
Iron Ore 62% (MT)	1157500	760500	2076500	430000	1499000
FOS S380 (MT)	-	-	-	-	-

Best Regards,

www.eexasia.com
Singapore: +65 6206 9828

Disclaimer:

This information has been prepared by the EEX Asia Team. Use of the information presented here is at your sole risk, and any content, material, and/or data presented or otherwise obtained through your use of the information in this document is at your own discretion and risk and you will be solely responsible for any damage to you personally or your company or organisation or business associates whatsoever which in anyway results from the use, reliance or application of such content material and/or information. Certain data has been obtained from various sources and any copyright existing in such data shall remain the property of the source. Except for the foregoing, the EEX Asia Team retains all copyright within this document. The copying or redistribution of any part of this document without the express written authority of the EEX Asia Team is forbidden. ©EEX Asia 2020