

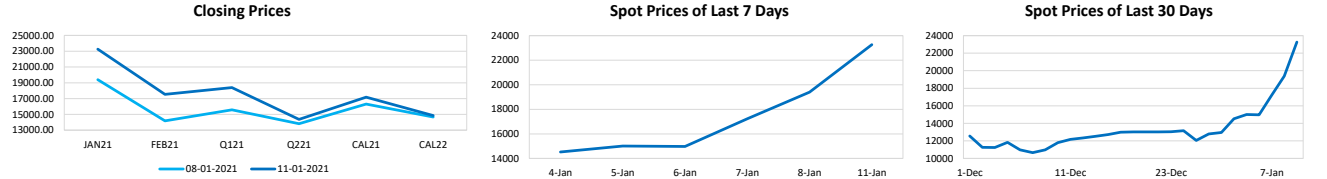
eexasia

EEX Asia End of Day Report

Monday, 11 January 2021

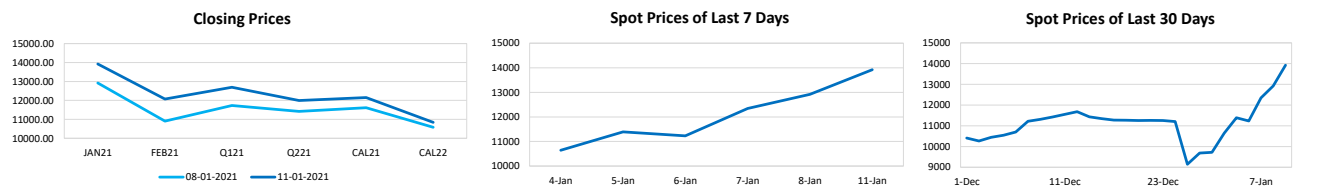
Capesize Average 5TC					
Period	Open	Close	Change	Daily High	Daily Low
JAN21	19394	23263	▲3869	23500	20250
FEB21	14175	17531	▲3356	18000	15000
Q121	15582	18402	▲2820	18500	16250
Q221	13819	14366	▲547	14700	14200
CAL21	16307	17180	▲873	17150	17000
CAL22	14675	14850	▲175	14950	14950

The Capesize market continued its post holidays January push today opening the week with substantial rate lifts across the board but largely driven by higher CS fixtures and a charging Brazil to China C3 bid offer market. While a little slow to start today the market didn't take too long to find Fridays buzz again.



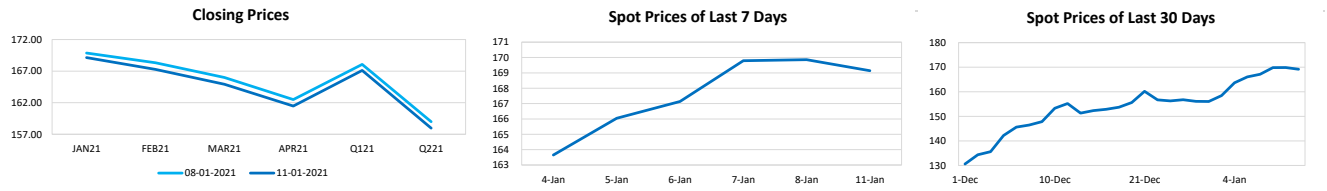
Panamax Average 4TC					
Period	Open	Close	Change	Daily High	Daily Low
JAN21	12919	13922	▲1003	14300	13500
FEB21	10909	12075	▲1166	12400	11500
Q121	11732	12691	▲958	12500	12500
Q221	11416	11997	▲581	12300	11950
CAL21	11610	12151	▲541	12300	12100
CAL22	10581	10841	▲260	-	-

Continued momentum carried over from last week with the BPI 5 time-charter average yielding a \$550 gain to return at \$14,581 on publishing. Another active day of trading of ECSA with several fixtures removed and reported at levels better than last done. Less activity reported in the North although trips via the Baltic both front haul and round trips redelivery Continent still commanded premium rates.



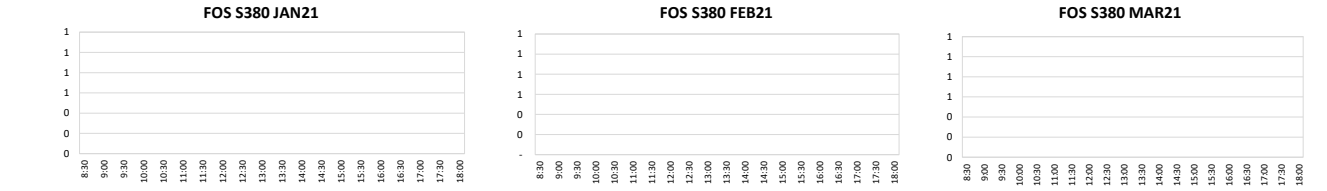
Iron Ore TSIO 62% Fe					
Period	Open	Close	Change	Daily High	Daily Low
JAN21	169.86	169.14	▼0.72	170.00	166.50
FEB21	168.32	167.27	▼1.05	168.60	164.30
MAR21	165.98	164.92	▼1.06	164.50	162.90
APR21	162.50	161.47	▼1.03	161.00	160.00
Q121	168.05	167.11	▼0.94	167.20	167.20
Q221	158.99	157.97	▼1.02	158.20	155.75

Iron ore futures was under pressure this afternoon, with Feb trading down to as low as 165.0. Jan was seen trading down from 169.0 to 168.5 while Feb traded down from 165.5 to as low as 165.0 before edging back up to 165.2 post-close.



Singapore Fuel Oil 380cst							
Period	Open	Close	Change	Highest Bid	Lowest Offer	Last Bid	Last Offer
JAN21	324.33	325.85	▲1.52				
FEB21	324.20	327.42	▲3.22				
MAR21	323.47	327.31	▲3.84				
APR21	320.80	325.26	▲4.46				
Q121	324.00	326.86	▲2.86				
Q221	318.02	322.52	▲4.50				

Brent crude oil front month futures ended the day down on Monday, printing \$55.61, down 0.7%. Highs in the day reached \$56.39 and lows touched \$54.99.



Daily Volumes					
Asset Class	11-Jan	8-Jan	7-Jan	6-Jan	5-Jan
Capesize 5TC (Lots)	2781	1760	2470	1390	1295
Panamax 4TC (Lots)	2480	5645	2320	4790	4360
Iron Ore 62% (MT)	1067500	731900	1641000	869700	719000
FOS S380 (MT)	-	-	-	-	-

Best Regards,
Zhi Rui Ang
www.eexasia.com
Singapore: +65 6206 9828

Disclaimer:
This information has been prepared by the EEX Asia Team. Use of the information presented here is at your sole risk, and any content, material, and/or data presented or otherwise obtained through your use of the information in this document is at your own discretion and risk and you will be solely responsible for any damage to you personally or your company or organization or business associates whatsoever which in anyway results from the use, reliance or application of such content material and/or information. Certain data has been obtained from various sources and any copyright existing in such data shall remain the property of the source. Except for the foregoing, the EEX Asia Team retains all copyright within this document. The copying or redistribution of any part of this document without the express written authority of the EEX Asia Team is forbidden. ©EEX Asia 2020