

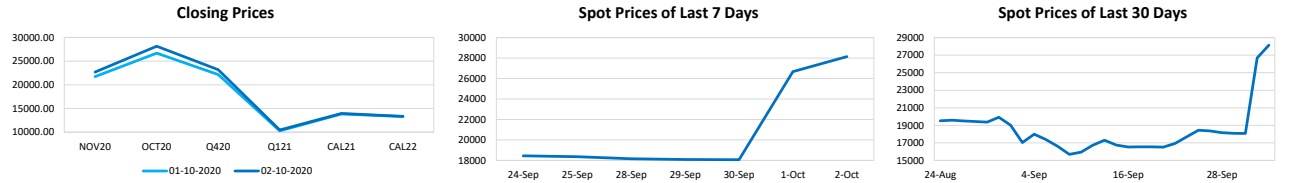


EEX Asia End of Day Report

Friday, 02 October 2020

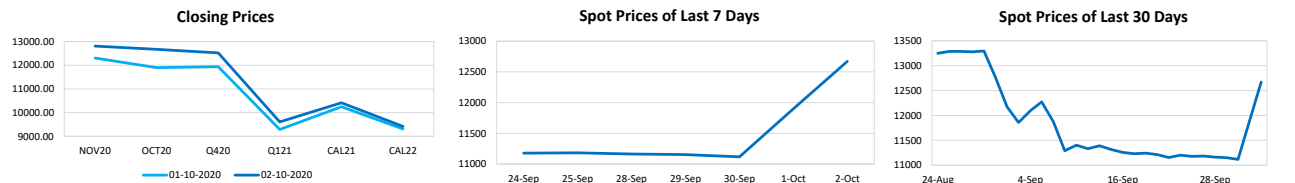
Capesize Average 5TC					
Period	Open	Close	Change	Daily High	Daily Low
OCT20	26681	28144	▲1463	28500	26750
NOV20	21716	22694	▲978	23000	22000
Q420	22168	23181	▲1014	23500	23000
Q121	10284	10456	▲172	10500	10300
CAL21	13846	13952	▲106	14000	14000
CAL22	13297	13334	▲37	-	-

Firm trading activity this week has pushed the Capesize 5TC up and over the \$30000 level reaching near new highs for the year. With the momentum and excitement in the market seen closing out the week there looks to be more to come. The Pacific basin with China and Korea on public holidays has been difficult to read with rates in flux.



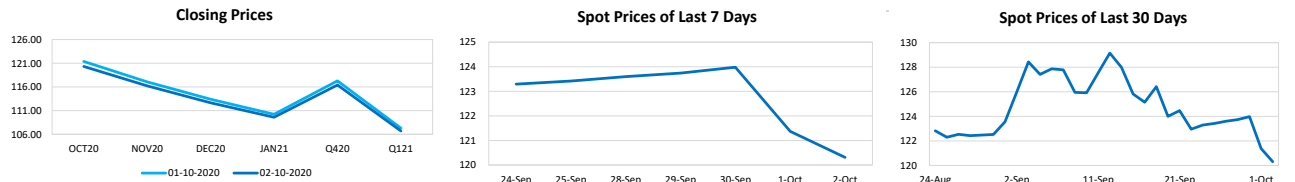
Panamax Average 4TC					
Period	Open	Close	Change	Daily High	Daily Low
OCT20	11900	12672	▲772	12750	12100
NOV20	12303	12809	▲506	12800	12450
Q420	11939	12524	▲585	12500	11975
Q121	9288	9606	▲318	9600	9500
CAL21	10247	10418	▲171	10450	10400
CAL22	9306	9416	▲110	9400	9350

Overall a broadly flat week in the Panamax market, the BPI timecharter average losing \$157 to end the week at \$12,355. Trading volumes in Asia were largely curtailed by mid-Autumn festival holidays in parts of the Far east and rates here eased as the week went on.



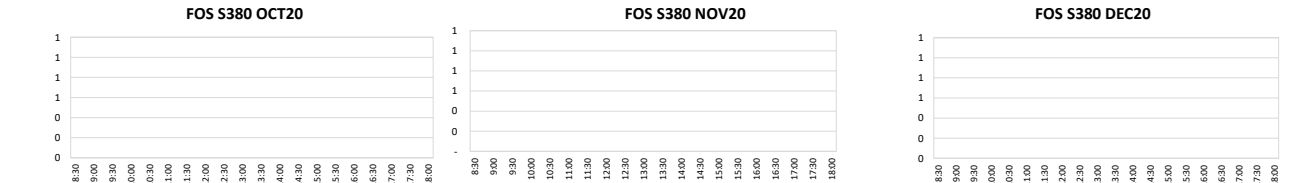
Iron Ore TSIO 62% Fe					
Period	Open	Close	Change	Daily High	Daily Low
OCT20	121.37	120.31	▼1.06	120.50	118.75
NOV20	117.04	116.22	▼0.82	116.00	114.50
DEC20	113.39	112.65	▼0.74	-	-
JAN21	110.23	109.60	▼0.63	-	-
Q420	117.27	116.39	▼0.87	116.80	116.80
Q121	107.30	106.70	▼0.60	-	-

A slowdown for an Iron Ore market as next week is Golden week.



Singapore Fuel Oil 380cst							
Period	Open	Close	Change	Highest Bid	Lowest Offer	Last Bid	Last Offer
OCT20	240.22	236.81	▼3.41				
NOV20	240.49	235.04	▼5.45				
DEC20	241.77	236.44	▼5.33				
JAN21	243.90	237.92	▼5.98				
Q420	240.83	236.10	▼4.73				
Q121	245.75	239.65	▼6.10				

Oil prices fell to a low of \$38.79 per barrel on Friday as the news of the positive COVID-19 from Trump sent shockwaves through the world. Prices ended the day down 2.96% at \$39.71 at 1612B5T.



Daily Volumes					
Asset Class	2-Oct	1-Oct	30-Sep	29-Sep	28-Sep
Capesize 5TC (Lots)	1634	1540	995	1302	578
Panamax 4TC (Lots)	2245	1745	1200	1655	740
Iron Ore 62% (MT)	110000	230000	1035000	888000	998000
FOS S380 (MT)	-	-	-	-	-

Best Regards,
Zhi Rui Ang
www.eexasia.com
Singapore: +65 6206 9828

Disclaimer:
This information has been prepared by the EEX Asia Team. Use of the information presented here is at your sole risk, and any content, material, and/or data presented or otherwise obtained through your use of the information in this document is at your own discretion and risk and you will be solely responsible for any damage to you personally or your company or organisation or business associates whatsoever which in anyway results from the use, reliance or application of such content material and/or information. Certain data has been obtained from various sources and any copyright existing in such data shall remain the property of the source. Except for the foregoing, the EEX Asia Team retains all copyright within this document. The copying or redistribution of any part of this document without the express written authority of the EEX Asia Team is forbidden. ©EEX Asia 2020