

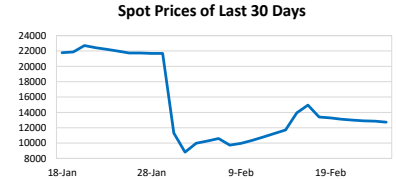
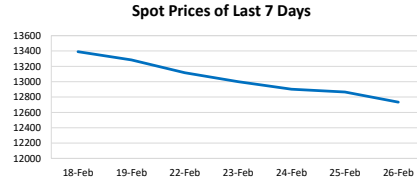


EEX Asia End of Day Report

Friday, 26 February 2021

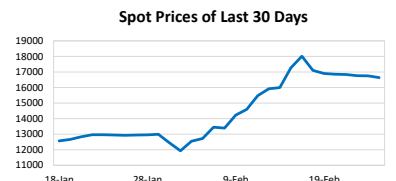
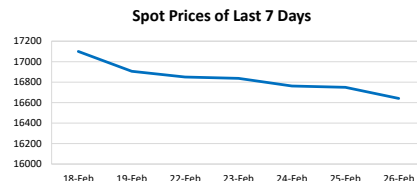
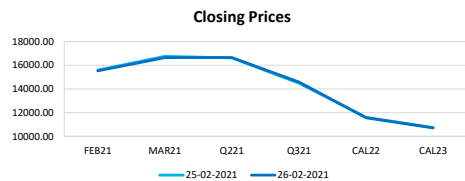
Capesize Average 5TC					
Period	Open	Close	Change	Daily High	Daily Low
FEB21	15479	15241	▼238	-	-
MAR21	12866	12733	▼133	12500	11250
Q221	14394	13915	▼479	16250	15800
Q321	19565	19214	▼351	-	-
CAL22	15751	15698	▼54	15700	15600
CAL23	15218	15165	▼53	-	-

The market took on a mild downward slide this week with the 5TC opening at \$14,224 to close out at \$11,934. The Pacific basin on its own showed a little more stability remaining largely flat on the transpacific C10 settling the week at \$11,500.



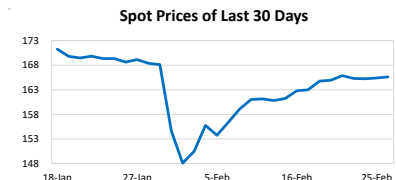
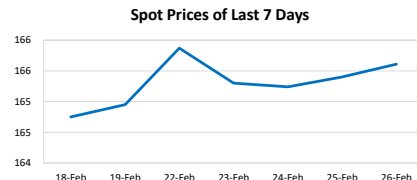
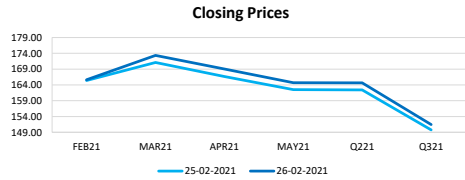
Panamax Average 4TC					
Period	Open	Close	Change	Daily High	Daily Low
FEB21	15590	15526	▼64	-	-
MAR21	16750	16641	▼109	17500	16900
Q221	16624	16641	▲17	16500	16000
Q321	14488	14584	▲97	-	-
CAL22	11595	11565	▼30	11450	11450
CAL23	10738	10704	▼34	-	-

For the first couple of days this week, the Panamax market found itself in something of a state of flux, not hugely surprising given the previous week's hysteria. Trading activity remained slower in comparison, not helped by a fluctuating FFA market but the market did eventually sense a weaker direction.



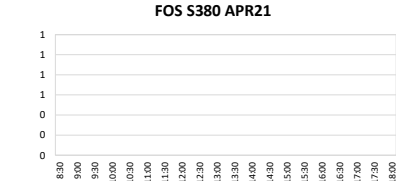


Iron Ore TSIO 62% Fe					
Period	Open	Close	Change	Daily High	Daily Low
FEB21	165.40	165.61	▲0.21	-	-
MAR21	171.10	173.34	▲2.24	173.35	168.50
APR21	166.63	169.04	▲2.41	169.00	165.45
MAY21	162.51	164.71	▲2.20	164.20	161.35
Q221	162.43	164.67	▲2.24	164.00	160.80
Q321	149.76	151.45	▲1.68	150.20	150.20

Iron ore futures slumped upon reopen, with Mar slipping below 172.0, before gradually recovering some of the lost grounds. May traded as low as 162.2 and 162.3 before rebounding to trade as high as 163.25. Apr also traded up from 167.15 to 167.4. Mar also traded from 171.7 to 172.05. Apr/May legged in at 4.15 and 4.2.



Singapore Fuel Oil 380cst							
Period	Open	Close	Change	Highest Bid	Lowest Offer	Last Bid	Last Offer
FEB21	360.10	360.10	0.00				
MAR21	379.35	379.35	0.00				
APR21	378.00	378.00	0.00				
MAY21	375.77	375.77	0.00				
Q221	375.49	375.49	0.00				
Q321	368.09	368.09	0.00				

Brent crude oil front month futures ended the day down on Friday, printing \$66.14 at 1640GMT, down 1.1%. Highs in the day reached \$66.90 and lows touched \$65.72



Daily Volumes					
Asset Class	26-Feb	25-Feb	24-Feb	23-Feb	22-Feb
Capesize 5TC (Lots)	530	1350	985	895	360
Panamax 4TC (Lots)	1120	1806	2460	3325	1870
Iron Ore 62% (MT)	989500	1100400	954000	844000	845000
FOS S380 (MT)	-	-	-	-	-

Best Regards,
Zhi Rui Ang
www.eexasia.com
Singapore: +65 6206 9828

Disclaimer:

This information has been prepared by the EEX Asia Team. Use of the information presented here is at your sole risk, and any content, material, and/or data presented or otherwise obtained through your use of the information in this document is at your own discretion and risk and you will be solely responsible for any damage to you personally or your company or organisation or business associates whatsoever which in anyway results from the use, reliance or application of such content material and/or information. Certain data has been obtained from various sources and any copyright existing in such data shall remain the property of the source. Except for the foregoing, the EEX Asia Team retains all copyright within this document. The copying or redistribution of any part of this document without the express written authority of the EEX Asia Team is forbidden. ©EEX Asia 2020