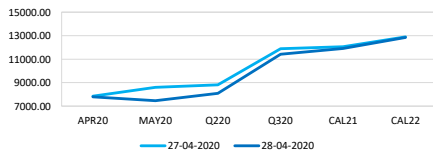


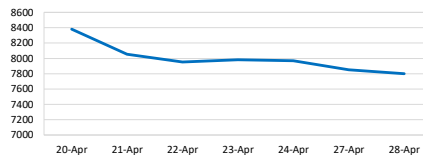
Capesize Average 5TC					
Period	Open	Close	Change	Daily High	Daily Low
APR20	7850	7800	▼50	-	-
MAY20	8594	7463	▼1131	8400	7500
Q220	8808	8095	▼713	-	-
Q320	11888	11409	▼479	11750	11500
CAL21	12057	11919	▼139	11800	11800
CAL22	12897	12847	▼50	-	-

It was an uneventful day on the Capesize market today. The Pacific had mild activity as a couple C5 cargoes and trip fixtures was heard transacting at softer levels. The Index registered no dramatic swings at publishing as all routes were seen to soften a touch with weak sentiment. With Singapore on public holiday this coming Friday remaining Pacific activity for the week may be limited to the coming two days.

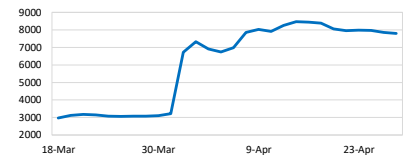
Closing Prices



Spot Prices of Last 7 Days



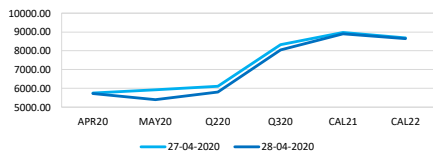
Spot Prices of Last 30 Days



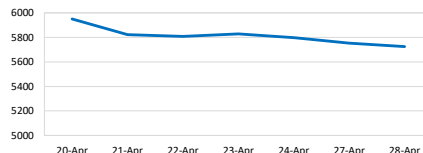
Panamax Average 4TC					
Period	Open	Close	Change	Daily High	Daily Low
APR20	5753	5725	▼28	-	-
MAY20	5931	5400	▼531	5700	5350
Q220	6106	5799	▼307	-	-
Q320	8328	8050	▼278	8250	8000
CAL21	8976	8902	▼74	8950	8850
CAL22	8688	8650	▼38	8625	8625

Limited activity again in the north Atlantic with what was described by some sources as very poor time charter equivalent returns showing on some of the quick bauxite rounds ex Kamsar to Europe with owners looking to minimise duration where possible.

Closing Prices



Spot Prices of Last 7 Days



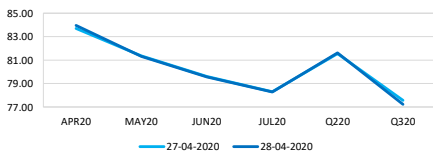
Spot Prices of Last 30 Days



Iron Ore TSIO 62% Fe					
Period	Open	Close	Change	Daily High	Daily Low
APR20	83.70	83.96	▲0.26	-	-
MAY20	81.35	81.31	▼0.04	81.45	80.50
JUN20	79.60	79.57	▼0.03	79.60	78.70
JUL20	78.30	78.27	▼0.03	77.75	77.35
Q220	81.55	81.61	▲0.06	-	-
Q320	77.57	77.23	▼0.34	-	-

In yet another mundane afternoon of thin trading, iron ore prices were little changed. 2H was heard trading at 75.0, equivalent to May at 81.0. Some late selling saw Jun trading at 78.8. May/Jun traded as high as 2.0.

Closing Prices



Spot Prices of Last 7 Days



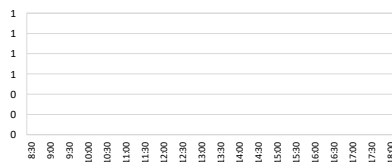
Spot Prices of Last 30 Days



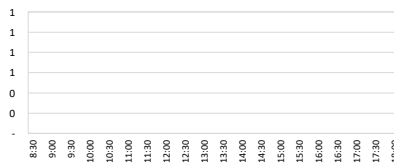
Singapore Fuel Oil 380cst					
Period	Open	Close	Change	Highest Bid	Lowest Offer
MAY20	144.08	119.74	▼24.34		
JUN20	121.86	127.75	▲5.89		
JUL20	132.65	137.25	▲4.60		
AUG20	142.64	144.25	▲1.61		
Q320	132.86	143.65	▲10.79		
Q420	149.75	158.92	▲9.17		

Oil prices ended the day up 0.2% at \$20.23 as prices were mixed as optimism about the easing of coronavirus-related restrictions reassured markets, although traders remained cautious with storage capacities filling up fast and supply cuts not deep enough to counter falling demand.

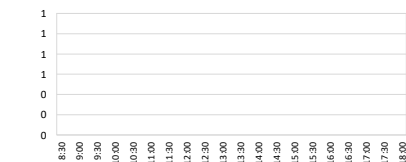
FOS S380 MAY20



FOS S380 JUN20



FOS S380 JUL20



Daily Volumes					
Asset Class	28-Apr	27-Apr	24-Apr	23-Apr	22-Apr
Capesize 5TC (Lots)	970	620	290	685	645
Panamax 4TC (Lots)	2040	530	1270	1065	2760
Iron Ore 62% (MT)	476000	351600	277000	548800	574000
FOS S380 (MT)	-	-	-	-	-

Best Regards,  
Zhi Rui Ang  
www.eexasia.com  
Singapore: +65 6206 9828

Disclaimer:  
This information has been prepared by the EEX Asia Team. Use of the information presented here is at your sole risk, and any content, material, and/or data presented or otherwise obtained through your use of the information in this document is at your own discretion and risk and you will be solely responsible for any damage to you personally or your company or organisation or business associates whatsoever which in anyway results from the use, reliance or application of such content material and/or information. Certain data has been obtained from various sources and any copyright existing in such data shall remain the property of the source. Except for the foregoing, the EEX Asia Team retains all copyright within this document. The copying or redistribution of any part of this document without the express written authority of the EEX Asia Team is forbidden.