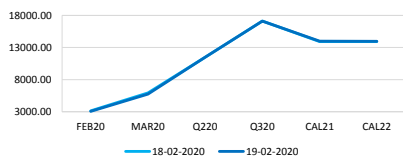
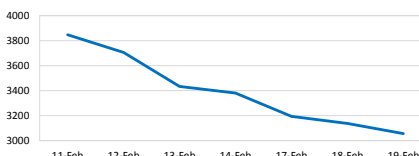


Capesize Average 5TC						The market managed to post another incremental gain today. The West Australia C5 continued to creep up, and is now trading in the high \$5's range. Improved fixtures are also being heard on the Atlantic C3 route, although most remained cautious of calling any sort of recovery just yet. Continued reports that Beijing has instructed industry to restart provided further optimism, although any firm timescale remains questionable.
Period	Open	Close	Change	Daily High	Daily Low	
FEB20	3138	3056	▼182	-	-	
MAR20	5938	5756	▼182	5850	5800	
Q220	11495	11495	▼0	11500	11500	
Q320	17128	17116	▼12	17250	17250	
CAL21	13919	13988	▲69	-	-	
CAL22	13931	13969	▲38	-	-	

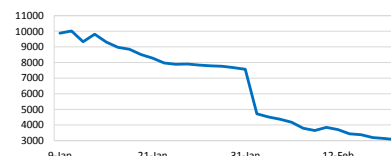
Closing Prices



Spot Prices of Last 7 Days

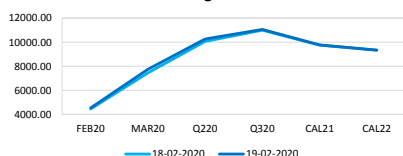


Spot Prices of Last 30 Days

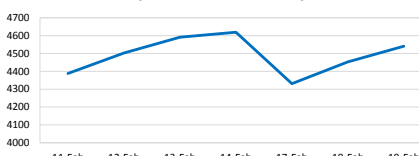


Panamax Average 4TC						There appeared to be the usual midweek flurry of fixing with well-described units in the Pacific commanding premium numbers and NoPac and Indonesia both particularly busy. South American activity also picked up a little with rates beginning to nudge up for 2nd half March liftings, and in general, sentiment appeared to be improving daily albeit at slow pace.
Period	Open	Close	Change	Daily High	Daily Low	
FEB20	4453	4541	▲88	4600	4600	
MAR20	7450	7756	▲306	7800	7500	
Q220	10062	10264	▲201	10350	10150	
Q320	10997	11059	▲62	11125	11075	
CAL21	9753	9775	▲22	-	-	
CAL22	9338	9344	▲6	-	-	

Closing Prices



Spot Prices of Last 7 Days

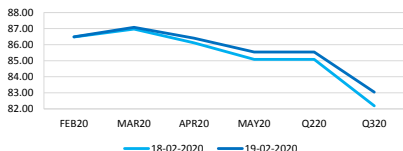


Spot Prices of Last 30 Days

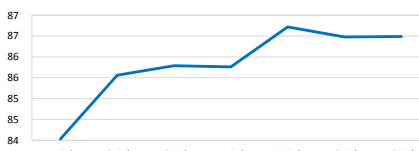


Iron Ore TSIO 62% Fe						In Singapore, iron ore futures were touch higher, with Mar trading around a dollar higher than yesterday. Mar was seen trading from 87.1 at 6.11 am London morning and up to 87.4 during the early morning DCE session. Feb was seen trading 86.4. Following the close, Mar was softer, trading a few clips at 87.25 before trading down to as low as 87.0.
Period	Open	Close	Change	Daily High	Daily Low	
FEB20	86.48	86.49	▲0.01	86.40	86.40	
MAR20	86.97	87.08	▲0.11	87.40	86.35	
APR20	86.11	86.40	▲0.29	86.30	85.90	
MAY20	85.08	85.54	▲0.46	85.60	85.40	
Q220	85.08	85.54	▲0.46	84.85	84.85	
Q320	82.19	83.04	▲0.85	82.60	82.50	

Closing Prices



Spot Prices of Last 7 Days

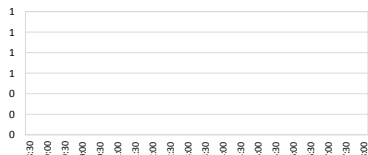


Spot Prices of Last 30 Days

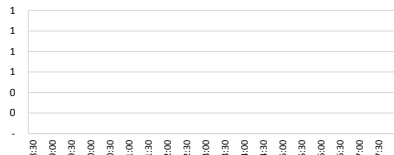


Singapore Fuel Oil 380cst								Oil prices ended the day up 1.4% at \$59.10 as oil prices rose for a seventh consecutive day after demand worries eased with a slowing of new coronavirus cases in China and supply was curtailed by a U.S. move to cut more Venezuelan crude from the market.
Period	Open	Close	Change	Highest Bid	Lowest Offer	Last Bid	Last Offer	
FEB20	287.98	289.58	▲1.60					
MAR20	282.21	290.10	▲7.89					
APR20	289.90	288.15	▼1.75					
MAY20	288.67	287.29	▼1.38					
Q220	288.68	287.30	▼1.38					
Q320	283.25	284.76	▲1.51					

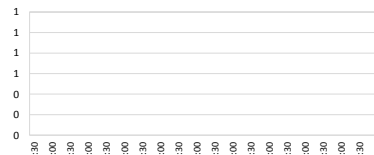
FOS S380 FEB20



FOS S380 MAR20



FOS S380 APR20



Daily Volumes					
Asset Class	19-Feb	18-Feb	17-Feb	14-Feb	13-Feb
Capesize 5TC (Lots)	165	275	180	265	760
Panamax 4TC (Lots)	1515	1030	660	705	1245
Iron Ore 62% (MT)	527000	1557000	977500	847000	1385500
FOS S380 (MT)	-	-	-	-	-

Best Regards,
Zhi Rui Ang
www.eexasia.com
Singapore: +65 6206 9828
Disclaimer:

This information has been prepared by the EEX Asia Team. Use of the information presented here is at your sole risk, and any content, material, and/or data presented or otherwise obtained through your use of the information in this document is at your own discretion and risk and you will be solely responsible for any damage to you personally or your company or organisation or business associates whatsoever which in anyway results from the use, reliance or application of such content material and/or information. Certain data has been obtained from various sources and any copyright existing in such data shall remain the property of the source. Except for the foregoing, the EEX Asia Team retains all copyright within this document. The copying or redistribution of any part of this document without the express written authority of the EEX Asia Team is forbidden. ©EEX Asia 2020