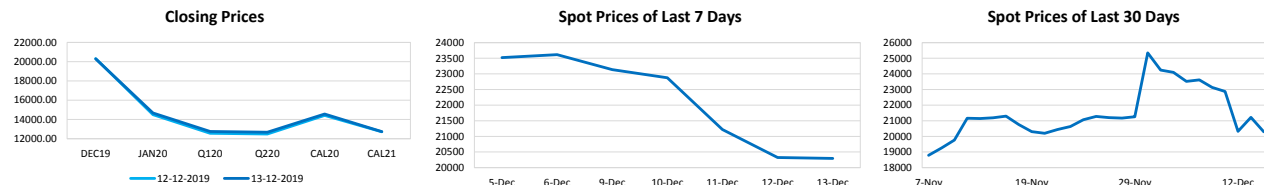


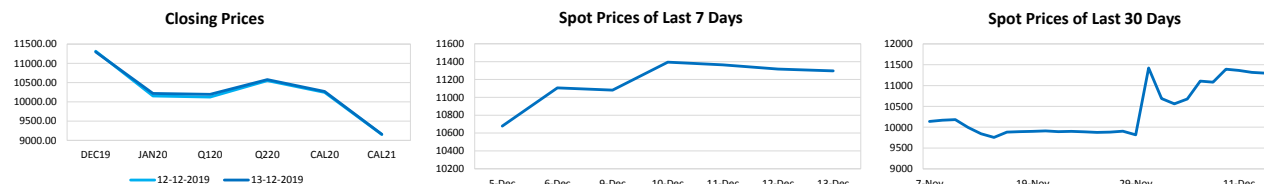
Capesize Average 5TC					
Period	Open	Close	Change	Daily High	Daily Low
DEC19	20322	20294	▼28	-	-
JAN20	14509	14681	▲172	14750	14750
Q120	12568	12755	▲187	12650	12500
Q220	12491	12675	▲184	12500	12500
CAL20	14424	14561	▲137	14525	14500
CAL21	12725	12738	▲13	-	-

A very unexciting finish to the week on capes with volume low and interest thin throughout.



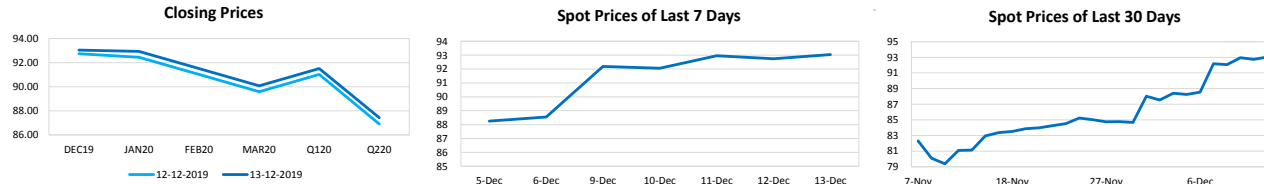
Panamax Average 4TC					
Period	Open	Close	Change	Daily High	Daily Low
DEC19	11316	11297	▼19	-	-
JAN20	10153	10219	▲66	10200	10150
Q120	10124	10197	▲73	10300	10200
Q220	10553	10578	▲25	-	-
CAL20	10245	10270	▲25	-	-
CAL21	9153	9159	▲6	-	-

Relatively quiet close to the week on Panamax paper. We ticked up in early trading before settling into a steady range with limited activity in the afternoon session.



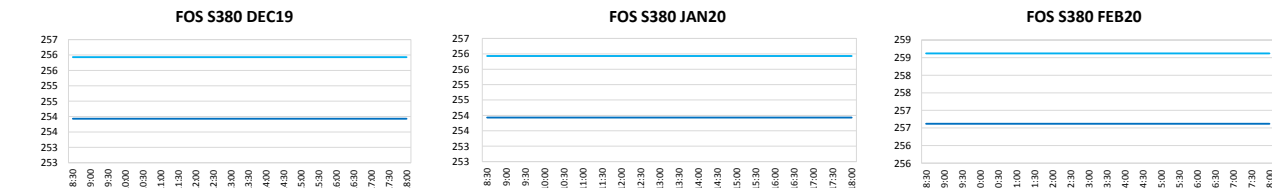
Iron Ore TSIO 62% Fe					
Period	Open	Close	Change	Daily High	Daily Low
DEC19	92.74	93.04	▲0.30	93.20	93.00
JAN20	92.44	92.93	▲0.49	93.50	92.70
FEB20	91.02	91.51	▲0.49	91.90	91.55
MAR20	89.59	90.07	▲0.48	-	-
Q120	91.02	91.50	▲0.49	91.50	91.40
Q220	86.91	87.43	▲0.52	87.80	87.10

Iron ore ascended to the highest in nearly three months in Asia amid renewed optimism of a possible trade deal between US and China. It was reported that Donald Trump had agreed to sign off a phase-one agreement with China. Business chiefs who met White House officials on Thursday hinted that a deal could come this week which would avert another round of tariffs that the US was due to impose on China on Sunday.



Singapore Fuel Oil 380cst							
Period	Open	Close	Change	Highest Bid	Lowest Offer	Last Bid	Last Offer
DEC19	254.60	254.93	▲0.33	-	-	-	-
JAN20	259.53	257.62	▼1.91	-	-	-	-
FEB20	256.66	255.95	▼0.71	-	-	-	-
MAR20	256.24	256.78	▲0.54	-	-	-	-
Q120	257.48	256.78	▼0.70	-	-	-	-
Q220	256.94	259.12	▲2.18	-	-	-	-

Oil rose on Friday to its highest in nearly three months as investors cheered progress in resolving the U.S.-China trade dispute and a decisive general election result in Britain.



Daily Volumes					
Asset Class	13-Dec	12-Dec	11-Dec	10-Dec	9-Dec
Capesize 5TC (Lots)	255	705	660	275	85
Panamax 4TC (Lots)	305	535	740	1180	320
Iron Ore 62% (MT)	1,237,000	1,182,000	516,500	1,181,300	1,369,000
FOS S380 (MT)	-	-	-	-	-

Best Regards,
Zhi Rui Ang
www.eexasia.com
Singapore: +65 6206 9828
Disclaimer:

This information has been prepared by the EEX Asia Team. Use of the information presented here is at your sole risk, and any content, material, and/or data presented or otherwise obtained through your use of the information in this document is at your own discretion and risk and you will be solely responsible for any damage to you personally or your company or organisation or business associates whatsoever which in anyway results from the use, reliance or application of such content material and/or information. Certain data has been obtained from various sources and any copyright existing in such data shall remain the property of the source. Except for the foregoing, the EEX Asia Team retains all copyright within this document. The copying or redistribution of any part of this document without the express written authority of the EEX Asia Team is forbidden. ©EEX Asia 2019