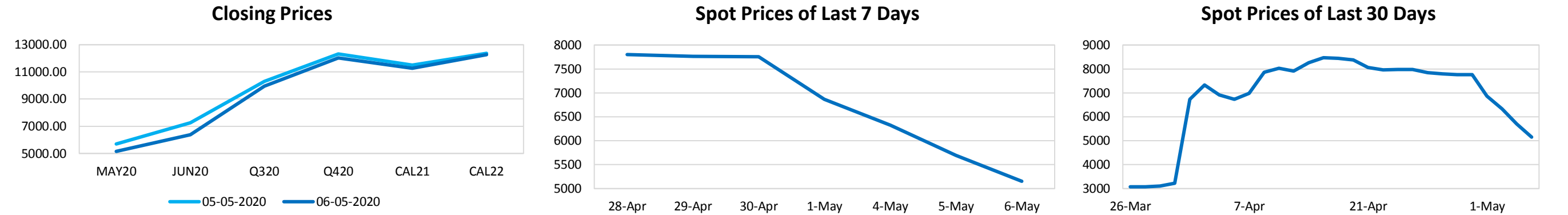


eexasia

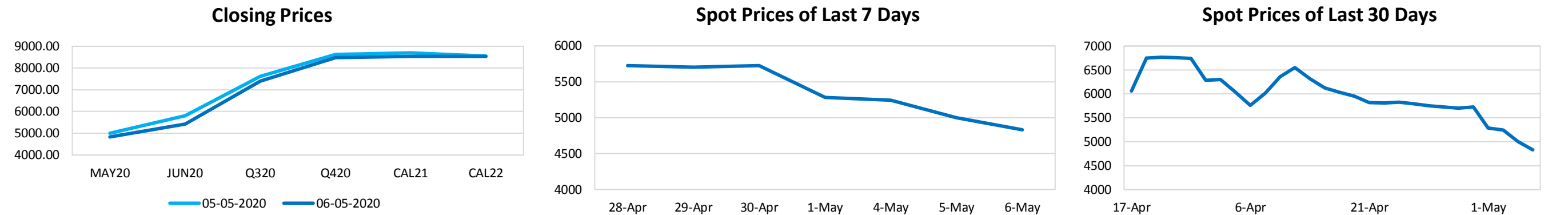
EEX Asia End of Day Report

Wednesday, 06 May 2020

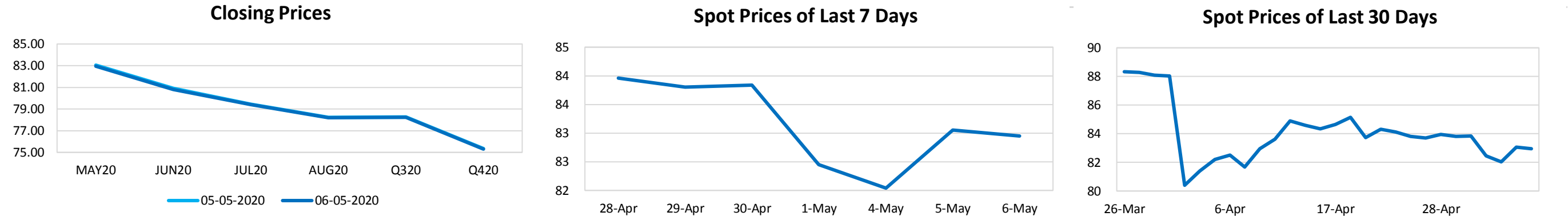
Capesize Average 5TC						Downside momentum increased today taking a substantial toll on all routes but the particularly on the Brazil to China C3.
Period	Open	Close	Change	Daily High	Daily Low	
MAY20	5697	5153	▼544	5400	5150	
JUN20	7256	6369	▼887	6750	5550	
Q320	10301	9955	▼346	10250	9950	
Q420	12319	12031	▼288	12050	12000	
CAL21	11488	11280	▼208	11250	11250	
CAL22	12369	12269	▼100	-	-	




Panamax Average 4TC						Much of the same story in the Panamax world today with the Atlantic witnessing further falls, pressure continued for 2nd half May arrival dates ex EC South America and for some ships there was an element of waiting time to consider in order to get fixed.
Period	Open	Close	Change	Daily High	Daily Low	
MAY20	5000	4831	▼169	4950	4800	
JUN20	5800	5422	▼378	5700	5400	
Q320	7620	7390	▼230	7600	7400	
Q420	8628	8475	▼153	8450	8450	
CAL21	8698	8537	▼161	8600	8500	
CAL22	8556	8525	▼31	8550	8550	



Iron Ore TSIO 62% Fe						Iron ore futures were a touch softer – trading as low as 80.45 - in the early London morning DCE session as investors assessed the strength of China's recovery. Citigroup Inc. warned that the iron ore spot market is likely to fall in the coming weeks when seasonal weakness in Chinese steel demand sends prices to as low as \$70 a tonne while seaborne supply is expected to recover over the coming months.
Period	Open	Close	Change	Daily High	Daily Low	
MAY20	83.05	82.95	▼0.10	83.30	82.55	
JUN20	80.90	80.80	▼0.10	81.10	80.30	
JUL20	79.45	79.40	▼0.05	79.50	78.80	
AUG20	78.25	78.20	▼0.05	78.10	78.00	
Q320	78.27	78.22	▼0.05	78.50	78.10	
Q420	75.35	75.30	▼0.05	-	-	



Singapore Fuel Oil 380cst								Pierre Andurand, the hedge fund manager known for bullish oil calls, recorded further gains last month in a market hit by the coronavirus crisis. The main Andurand Commodities Fund was up 9% in April, bringing its gain for the year to 66.8%. Oil had moved down in early trading after a report showed U.S. crude inventories rose 8.4 million barrels last week, more than expected, according to the API.
Period	Open	Close	Change	Highest Bid	Lowest Offer	Last Bid	Last Offer	
MAY20	138.89	152.67	▲13.78					
JUN20	148.74	157.70	▲8.96					
JUL20	156.33	164.18	▲7.85					
AUG20	161.21	168.73	▲7.52					
Q320	160.99	168.36	▲7.37					
Q420	173.70	178.08	▲4.38					



Daily Volumes					
Asset Class	6-May	5-May	4-May	30-Apr	29-Apr
Capesize 5TC (Lots)	775	910	455	505	200
Panamax 4TC (Lots)	2233	1615	740	1050	1485
Iron Ore 62% (MT)	931000	185000	180000	702000	311000
FOS S380 (MT)	-	-	-	-	-

Best Regards,
Zhi Rui Ang
www.eexasia.com
Singapore: +65 6206 9828

Disclaimer:
This information has been prepared by the EEX Asia Team. Use of the information presented here is at your sole risk, and any content, material, and/or data presented or otherwise obtained through your use of the information in this document is at your own discretion and risk and you will be solely responsible for any damage to you personally or your company or organisation or business associates whatsoever which in anyway results from the use, reliance or application of such content material and/or information. Certain data has been obtained from various sources and any copyright existing in such data shall remain the property of the source. Except for the foregoing, the EEX Asia Team retains all copyright within this document. The copying or redistribution of any part of this document without the express written authority of the EEX Asia Team is forbidden.
©EEX Asia 2020