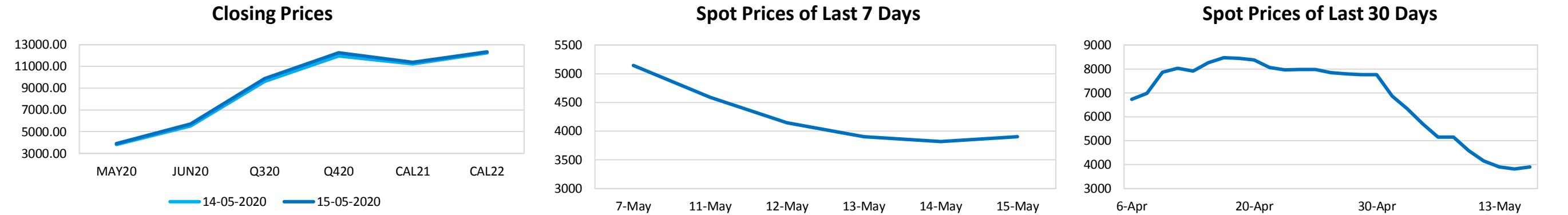


eexasia

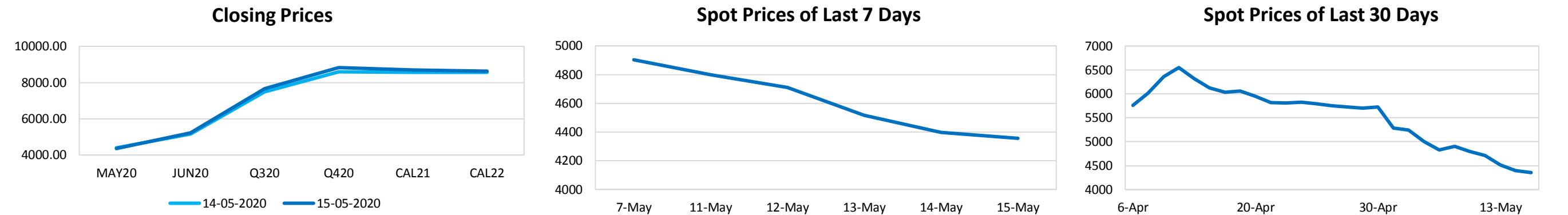
EEX Asia End of Day Report

Friday, 15 May 2020

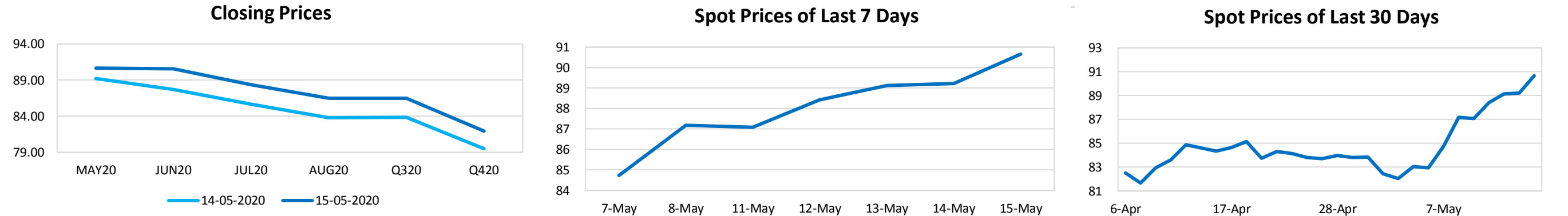
Capesize Average 5TC						A precipitous fall in the market this week had the Capesize 5TC shedding over 50% in value. A small rebound at the end of the week gave slim hopes that the market may recover faster than anticipated.
Period	Open	Close	Change	Daily High	Daily Low	
MAY20	3819	3906	▲87	-	-	
JUN20	5516	5703	▲187	6200	5500	
Q320	9625	9894	▲269	10000	9800	
Q420	11972	12266	▲294	12100	12100	
CAL21	11220	11396	▲175	11600	11600	
CAL22	12253	12344	▲91	-	-	




Panamax Average 4TC						The week ended passively following a busy week of activity. Rates in the Atlantic this week came under severe pressure with sizeable losses on the respective routes with absent mineral demand and long tonnage counts alleviated by ballaster numbers from the east in recent weeks only compounding to the situation.
Period	Open	Close	Change	Daily High	Daily Low	
MAY20	4397	4356	▼41	-	-	
JUN20	5153	5231	▲78	5300	5250	
Q320	7478	7660	▲182	7750	7550	
Q420	8591	8825	▲234	8900	8600	
CAL21	8568	8699	▲131	8725	8725	
CAL22	8556	8625	▲69	8650	8650	



Iron Ore TSIO 62% Fe						Iron ore futures surged above \$90 for the first time since March as investors look ahead of the upcoming Two Sessions meeting in China. It has been widely speculated that further stimulus measures would be announced during the party conferences starting from 21st May. Stricter environmental control and sintering cuts could also be imposed ahead of the conference, according to some sources.
Period	Open	Close	Change	Daily High	Daily Low	
MAY20	89.22	90.66	▲1.44	90.90	90.55	
JUN20	87.69	90.54	▲2.85	90.85	88.95	
JUL20	85.64	88.38	▲2.74	88.70	86.90	
AUG20	83.80	86.48	▲2.68	86.80	85.10	
Q320	83.85	86.51	▲2.66	86.75	86.25	
Q420	79.51	81.95	▲2.44	82.10	80.65	



Singapore Fuel Oil 380cst								Oil is up amid supply cuts by OPEC and other major producers, bright spots are also emerging on the demand side. Data released today showed China's daily crude oil use rebounded in April as refineries ramped up operations. However, an armada of ships filled with Saudi crude heading to American shores is raising concern that storage tanks may fill again just as a U.S. glut shows signs of easing.
Period	Open	Close	Change	Highest Bid	Lowest Offer	Last Bid	Last Offer	
MAY20	144.13	150.68	▲6.55					
JUN20	161.53	171.00	▲9.47					
JUL20	168.98	177.75	▲8.77					
AUG20	174.02	182.00	▲7.98					
Q320	173.38	181.37	▲7.99					
Q420	182.44	188.57	▲6.13					



Daily Volumes					
Asset Class	15-May	14-May	13-May	12-May	11-May
Capesize 5TC (Lots)	540	565	805	750	1320
Panamax 4TC (Lots)	1250	905	1020	3525	1100
Iron Ore 62% (MT)	960000	1548300	1740000	1558000	731000
FOS S380 (MT)	-	-	-	-	-

Best Regards,
Zhi Rui Ang
www.eexasia.com
Singapore: +65 6206 9828

Disclaimer:
This information has been prepared by the EEX Asia Team. Use of the information presented here is at your sole risk, and any content, material, and/or data presented or otherwise obtained through your use of the information in this document is at your own discretion and risk and you will be solely responsible for any damage to you personally or your company or organisation or business associates whatsoever which in anyway results from the use, reliance or application of such content material and/or information. Certain data has been obtained from various sources and any copyright existing in such data shall remain the property of the source. Except for the foregoing, the EEX Asia Team retains all copyright within this document. The copying or redistribution of any part of this document without the express written authority of the EEX Asia Team is forbidden.
©EEX Asia 2020