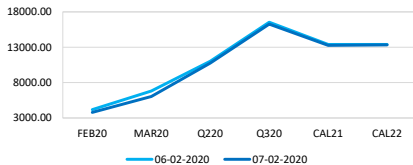


Capesize Average 5TC

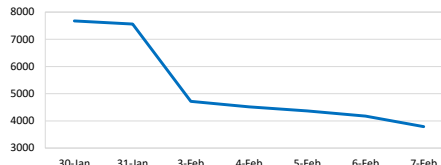
Period	Open	Close	Change	Daily High	Daily Low
FEB20	4178	3788	▼390	4100	3650
MAR20	6806	6031	▼775	6650	6000
Q220	11015	10753	▼261	10900	10650
Q320	16538	16266	▼272	16400	16300
CAL21	13397	13272	▼125	13200	13200
CAL22	13403	13325	▼78	-	-

The Capesize market endured another week of significant declines as the usual seasonal low, combined with recent global events, continued to stifle demand.

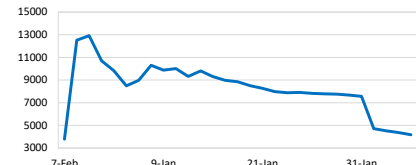
Closing Prices



Spot Prices of Last 7 Days



Spot Prices of Last 30 Days

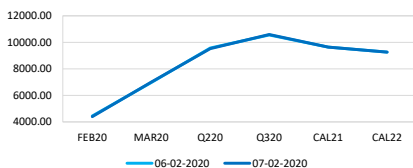


Panamax Average 4TC

Period	Open	Close	Change	Daily High	Daily Low
FEB20	4447	4397	▼50	4500	4400
MAR20	6975	7006	▲31	7100	6900
Q220	9572	9521	▼51	9600	9500
Q320	10556	10591	▲35	10600	10550
CAL21	9638	9644	▲6	-	-
CAL22	9269	9266	▼3	-	-

It was a stable range bound close to the week on Panamax paper with the curve maintaining good support at current levels.

Closing Prices



Spot Prices of Last 7 Days



Spot Prices of Last 30 Days

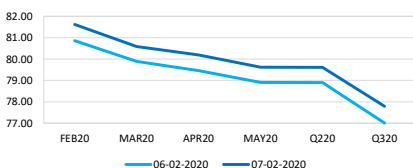


Iron Ore TSI0 62% Fe

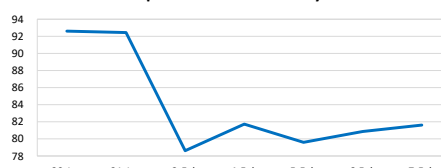
Period	Open	Close	Change	Daily High	Daily Low
FEB20	80.86	81.62	▲0.76	81.50	80.15
MAR20	79.89	80.59	▲0.70	80.80	78.50
APR20	79.46	80.19	▲0.73	80.45	78.50
MAY20	78.91	79.62	▲0.71	79.90	79.90
Q220	78.90	79.61	▲0.72	78.75	77.60
Q320	77.01	77.79	▲0.78	76.80	76.35

Iron ore futures in China headed for a weekly loss of 10% as the coronavirus outbreak hurt steel-making operations and consumption, crimping demand for the raw material. Prices in Singapore headed for a third weekly slump.

Closing Prices



Spot Prices of Last 7 Days



Spot Prices of Last 30 Days

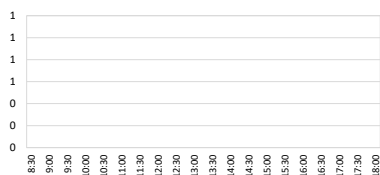


Singapore Fuel Oil 380cst

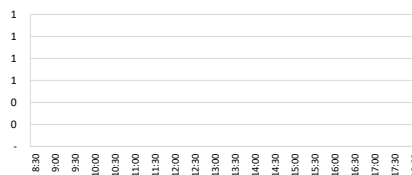
Period	Open	Close	Change	Highest Bid	Lowest Offer	Last Bid	Last Offer
FEB20	285.54	277.59	▼7.95				
MAR20	274.78	271.99	▼2.79				
APR20	272.88	270.64	▼2.24				
MAY20	272.19	270.31	▼1.88				
Q220	271.97	270.07	▼1.90				
Q320	267.31	266.20	▼1.11				

Singapore bunker market has been under pressure in recent weeks due to a seasonal weakness in demand from the weeklong Lunar New Year holiday in China, which got extended by the virus outbreak, trade sources said.

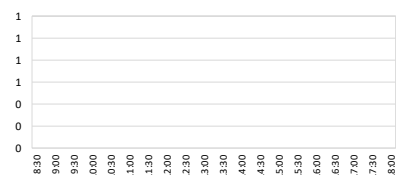
FOS S380 FEB20



FOS S380 MAR20



FOS S380 APR20



Daily Volumes

Asset Class	7-Feb	6-Feb	5-Feb	4-Feb	3-Feb
Capesize 5TC (Lots)	790	345	655	400	390
Panamax 4TC (Lots)	950	1265	1930	555	1060
Iron Ore 62% (MT)	1693000	1463000	685000	1407900	2070100
FOS S380 (MT)	-	-	-	-	-

Singapore: +65 6206 9828

Disclaimer:

This information has been prepared by the EEX Asia Team. Use of the information presented here is at your sole risk, and any content, material, and/or data presented or otherwise obtained through your use of the information in this document is at your own discretion and risk and you will be solely responsible for any damage to you personally or your company or organisation or business associates whatsoever which in anyway results from the use, reliance or application of such content material and/or information. Certain data has been obtained from various sources and any copyright existing in such data shall remain the property of the source. Except for the foregoing, the EEX Asia Team retains all copyright within this document. The copying or redistribution of any part of this document without the express written authority of the EEX Asia Team is forbidden.
©EEX Asia 2020