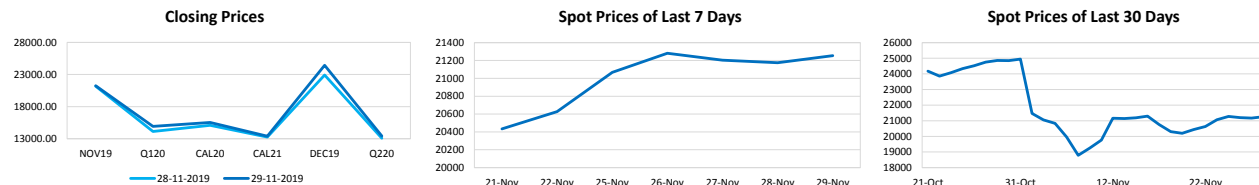


Capesize Average 5TC					
Period	Open	Close	Change	Daily High	Daily Low
NOV19	21175	21254	▲79	-	-
DEC19	22922	24441	▲1519	24500	23700
Q120	14123	14915	▲792	-	-
Q220	13084	13434	▲350	-	-
CAL20	15100	15546	▲446	15450	15450
CAL21	13266	13394	▲128	13400	13400

Cape paper pushed up today as it transpired there's plenty of life left in the Atlantic. A better than expected index brought fresh buyers into the market to cover before month end.



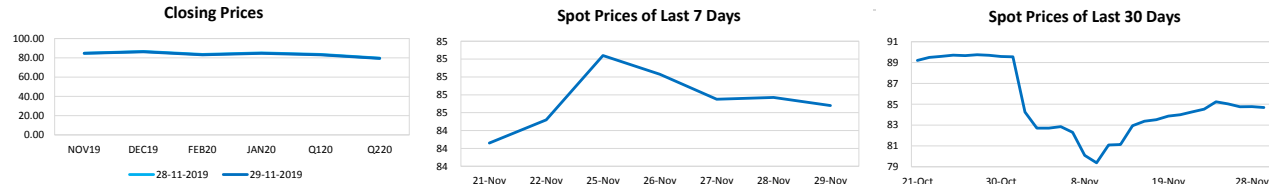
Panamax Average 4TC					
Period	Open	Close	Change	Daily High	Daily Low
NOV19	9905	9816	▼89	-	-
DEC19	10363	11094	▲731	10950	10500
Q120	9864	10449	▲585	10500	10450
Q220	10516	10809	▲293	-	-
CAL20	10114	10394	▲280	10350	10350
CAL21	9131	9203	▲72	-	-

Active end to the week with a push across the whole curve throughout the day.



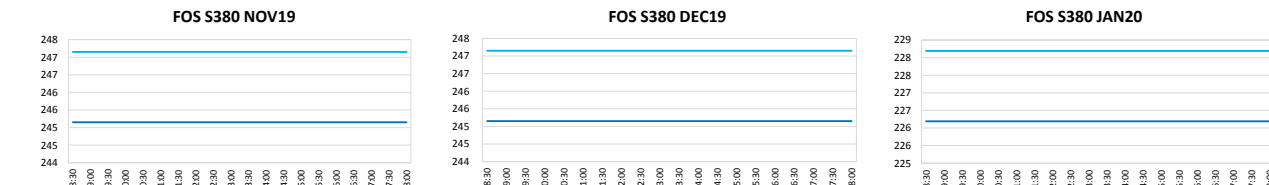
Iron Ore TSIO 62% Fe					
Period	Open	Close	Change	Daily High	Daily Low
NOV19	84.75	84.68	▼0.07	-	-
DEC19	86.65	86.20	▼0.45	86.35	85.00
JAN20	85.02	84.56	▼0.46	84.55	83.30
FEB20	83.55	83.13	▼0.42	83.00	82.00
Q120	83.57	83.14	▼0.43	83.00	82.50
Q220	79.68	79.35	▼0.33	79.35	78.70

The slump could be attributed to reports that Ministry of Industry and Information Technology had asked allonshore futures exchanges for a meeting next Monday to discuss high raw material prices. It was also rumoured that the CCTV would broadcast a programme to discuss rising steel and iron ore prices.



Singapore Fuel Oil 380cst							
Period	Open	Close	Change	Highest Bid	Lowest Offer	Last Bid	Last Offer
NOV19	246.62	246.15	▼0.47	-	-	-	-
DEC19	234.28	227.19	▼7.09	-	-	-	-
JAN20	232.50	224.94	▼7.56	-	-	-	-
FEB20	233.40	226.52	▼6.88	-	-	-	-
Q120	233.63	226.63	▼7.00	-	-	-	-
Q220	238.26	232.59	▼5.67	-	-	-	-

Oil prices fell on Friday as Russia appeared to advocate putting off a decision by the world's top producers on whether to extend curbs on output days before OPEC and its allies are set to meet on policy.



Daily Volumes					
Asset Class	29-Nov	28-Nov	27-Nov	26-Nov	25-Nov
Capesize 5TC (Lots)	345	455	75	240	410
Panamax 4TC (Lots)	375	485	640	305	305
Iron Ore 62% (MT)	480,000	577,500	697,000	1,326,000	1,403,000
FOS S380 (MT)	-	-	-	-	-

Best Regards,  
Zhi Rui Ang  
www.eexasia.com  
Singapore: +65 6206 9828  
Disclaimer:

This information has been prepared by the EEX Asia Team. Use of the information presented here is at your sole risk, and any content, material, and/or data presented or otherwise obtained through your use of the information in this document is at your own discretion and risk and you will be solely responsible for any damage to you personally or your company or organisation or business associates whatsoever which in anyway results from the use, reliance or application of such content material and/or information. Certain data has been obtained from various sources and any copyright existing in such data shall remain the property of the source. Except for the foregoing, the EEX Asia Team retains all copyright within this document. The copying or redistribution of any part of this document without the express written authority of the EEX Asia Team is forbidden. ©EEX Asia 2019