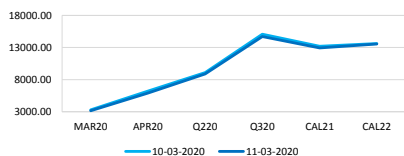
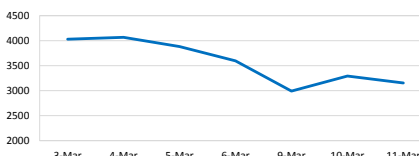


Capesize Average 5TC						The Cape market ambled sideways today giving a little on some routes and taking on others. Ballaster route business continues to take the brunt of losses with cargo flow severely lacking.
Period	Open	Close	Change	Daily High	Daily Low	
MAR20	3291	3153	▼138	3250	3250	
APR20	6219	5903	▼316	6000	5850	
Q220	9106	8891	▼216	9000	8900	
Q320	15078	14709	▼369	14800	14650	
CAL21	13191	12941	▼250	13200	12900	
CAL22	13631	13544	▼87	13600	13600	

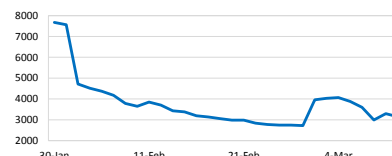
Closing Prices



Spot Prices of Last 7 Days

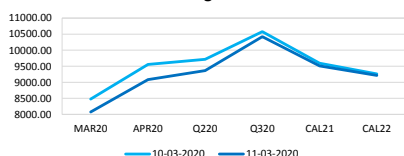


Spot Prices of Last 30 Days

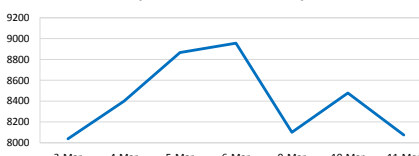


Panamax Average 4TC						A mixed day in the Panamax markets, this despite there being little clear visibility on trans-Atlantic activity with some brokers calling it a tough market to gauge precisely but generally there seemed a softer tone here in this basin.
Period	Open	Close	Change	Daily High	Daily Low	
MAR20	8478	8075	▼403	8300	8000	
APR20	9559	9084	▼475	9400	9000	
Q220	9715	9366	▼349	9600	9225	
Q320	10578	10422	▼156	10550	10300	
CAL21	9594	9509	▼85	-	-	
CAL22	9263	9216	▼47	-	-	

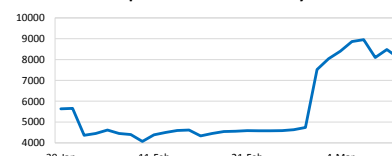
Closing Prices



Spot Prices of Last 7 Days

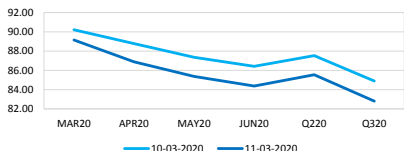


Spot Prices of Last 30 Days



Iron Ore TSIO 62% Fe						Iron ore futures reversed some of its gains on Wednesday following broadly weaker Asian markets. Iron ore climbed to \$89.0 on Tuesday on growing optimism that China is recovering from the coronavirus outbreak just as the epidemic hits the rest of the world. "If China gets through the virus successfully and has the opportunity to stimulate, they will continue to import iron ore" said Tom Price, head of commodities research at Macquarie Group.
Period	Open	Close	Change	Daily High	Daily Low	
MAR20	90.21	89.15	▼1.06	90.55	89.00	
APR20	88.78	86.88	▼1.90	88.75	86.50	
MAY20	87.36	85.37	▼1.99	87.20	85.40	
JUN20	86.42	84.37	▼2.05	85.60	85.60	
Q220	87.52	85.54	▼1.98	86.85	85.50	
Q320	84.89	82.81	▼2.09	84.00	82.80	

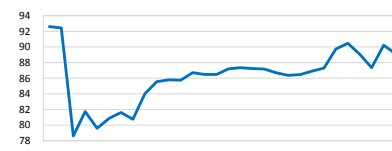
Closing Prices



Spot Prices of Last 7 Days

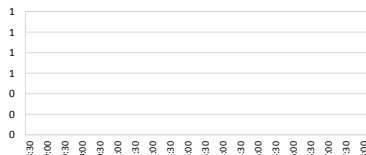


Spot Prices of Last 30 Days

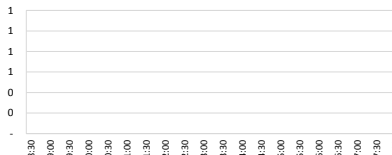


Singapore Fuel Oil 380cst								UAE national oil company ADNOC also said it would raise crude supply to more than 4 million bpd in April and accelerate plans to boost its output capacity to 5 million bpd, a target it previously planned to achieve by 2030.
Period	Open	Close	Change	Highest Bid	Lowest Offer	Last Bid	Last Offer	
MAR20	207.53	205.71	▼1.82					
APR20	188.05	193.52	▲5.47					
MAY20	191.88	197.38	▲5.50					
JUN20	195.05	200.57	▲5.52					
Q220	191.66	197.16	▲5.50					
Q320	199.53	204.83	▲5.30					

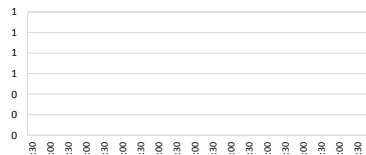
FOS S380 MAR20



FOS S380 APR20



FOS S380 MAY20



Daily Volumes					
Asset Class	11-Mar	10-Mar	9-Mar	6-Mar	5-Mar
Capesize 5TC (Lots)	1365	1080	1350	370	800
Panamax 4TC (Lots)	1120	995	1415	860	3080
Iron Ore 62% (MT)	1368000	793500	1402500	1446000	1895500
FOS S380 (MT)	-	-	-	-	-

Best Regards,
Zhi Rui Ang
www.eexasia.com
Singapore: +65 6206 9828
Disclaimer:

This information has been prepared by the EEX Asia Team. Use of the information presented here is at your sole risk, and any content, material, and/or data presented or otherwise obtained through your use of the information in this document is at your own discretion and risk and you will be solely responsible for any damage to you personally or your company or organisation or business associates whatsoever which in anyway results from the use, reliance or application of such content material and/or information. Certain data has been obtained from various sources and any copyright existing in such data shall remain the property of the source. Except for the foregoing, the EEX Asia Team retains all copyright within this document. The copying or redistribution of any part of this document without the express written authority of the EEX Asia Team is forbidden. ©EEX Asia 2020