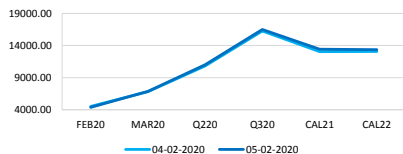


Capesize Average 5TC

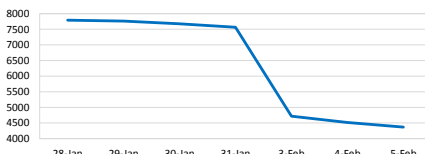
Period	Open	Close	Change	Daily High	Daily Low
FEB20	4516	4369	▼147	4600	4250
MAR20	6819	6866	▲47	6800	6600
Q220	10833	11014	▲180	11000	10738
Q320	16269	16500	▲231	-	-
CAL21	13047	13425	▲378	-	-
CAL22	13075	13353	▲278	13600	13600

Ongoing conjecture surrounding China's ability to perform contracts, given the supply chain disruption, appeared to be one of the main topics for discussion today, such was the lack of trading activity in the market.

Closing Prices



Spot Prices of Last 7 Days



Spot Prices of Last 30 Days

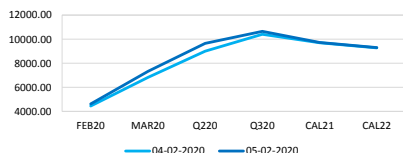


Panamax Average 4TC

Period	Open	Close	Change	Daily High	Daily Low
FEB20	4447	4619	▲172	4700	4400
MAR20	6831	7322	▲491	7150	6650
Q220	8998	9653	▲655	9700	9100
Q320	10406	10650	▲244	10600	10600
CAL21	9700	9728	▲28	9750	9700
CAL22	9272	9297	▲25	-	-

A more active day in the Panamax sector resulted in mixed views in the Atlantic market.

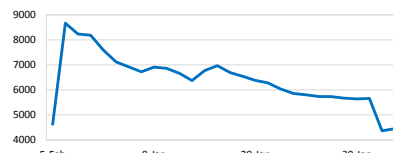
Closing Prices



Spot Prices of Last 7 Days



Spot Prices of Last 30 Days

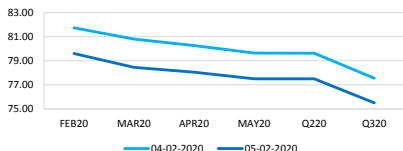


Iron Ore TSIO 62% Fe

Period	Open	Close	Change	Daily High	Daily Low
FEB20	81.73	79.60	▼2.13	80.50	79.15
MAR20	80.79	78.45	▼2.34	79.75	78.00
APR20	80.26	78.05	▼2.21	78.35	78.35
MAY20	79.63	77.50	▼2.13	-	-
Q220	79.63	77.50	▼2.13	77.80	77.00
Q320	77.55	75.50	▼2.05	76.40	75.00

Iron ore futures tumbled on Wednesday on growing fears that the coronavirus outbreak could take a toll on the global iron ore market. Chinese mills churned out almost 1 billion tonnes of steel, accounting for more than half of global production.

Closing Prices



Spot Prices of Last 7 Days



Spot Prices of Last 30 Days




Singapore Fuel Oil 380cst


Period	Open	Close	Change	Highest Bid	Lowest Offer	Last Bid	Last Offer
FEB20	272.10	282.47	▲10.37				
MAR20	264.06	276.97	▲12.91				
APR20	263.03	272.80	▲9.77				
MAY20	262.51	271.35	▲8.84				
Q220	262.48	271.42	▲8.94				
Q320	260.83	267.47	▲6.64				

Fears of a virus-related slump in global energy demand have flipped the market into contango this week – with several months of futures prices that are higher month on month.

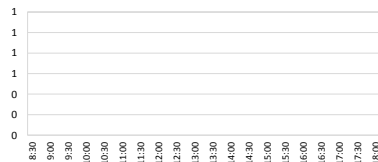
FOS S380 FEB20



FOS S380 MAR20



FOS S380 APR20



Daily Volumes

Asset Class	5-Feb	4-Feb	3-Feb	31-Jan	30-Jan
Capesize 5TC (Lots)	655	400	390	675	160
Panamax 4TC (Lots)	1930	555	1060	1370	1605
Iron Ore 62% (MT)	685000	1407900	2070100	913000	337000
FOS S380 (MT)	-	-	-	-	-

Best Regards,
Zhi Rui Ang
www.eexasia.com
Singapore: +65 6206 9828
Disclaimer:

This information has been prepared by the EEX Asia Team. Use of the information presented here is at your sole risk, and any content, material, and/or data presented or otherwise obtained through your use of the information in this document is at your own discretion and risk and you will be solely responsible for any damage to you personally or your company or organisation or business associates whatsoever which in anyway results from the use, reliance or application of such content material and/or information. Certain data has been obtained from various sources and any copyright existing in such data shall remain the property of the source. Except for the foregoing, the EEX Asia Team retains all copyright within this document. The copying or redistribution of any part of this document without the express written authority of the EEX Asia Team is forbidden. ©EEX Asia 2020