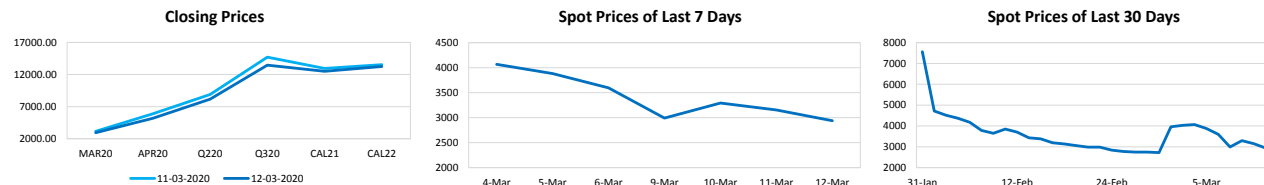
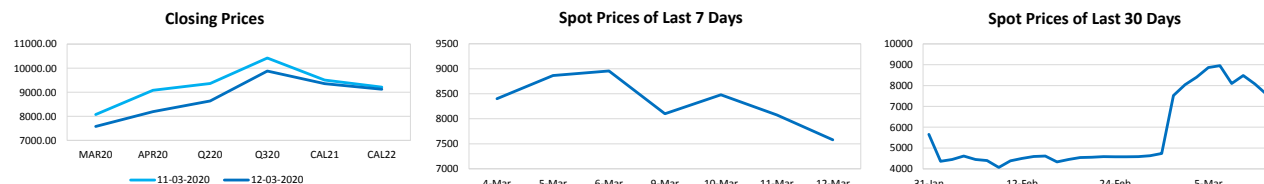


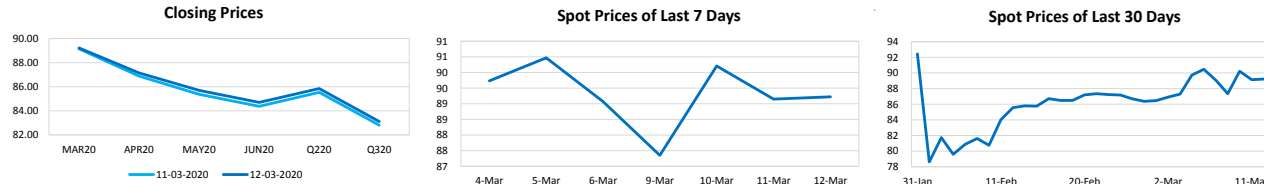
Capesize Average 5TC						The paper market continued to trade in a very narrow range but generally the tone was softer. With the WHO declaring the corona virus a pandemic its very difficult to second guess the next move for the market and as a consequence it feels as though we will stay in this range in the short term.
Period	Open	Close	Change	Daily High	Daily Low	
MAR20	3153	2938	▼215	3000	3000	
APR20	5903	5188	▼715	5500	5300	
Q220	8891	8175	▼716	8600	8100	
Q320	14709	13459	▼1250	14000	13300	
CAL21	12941	12494	▼447	12800	12600	
CAL22	13544	13259	▼285	-	-	



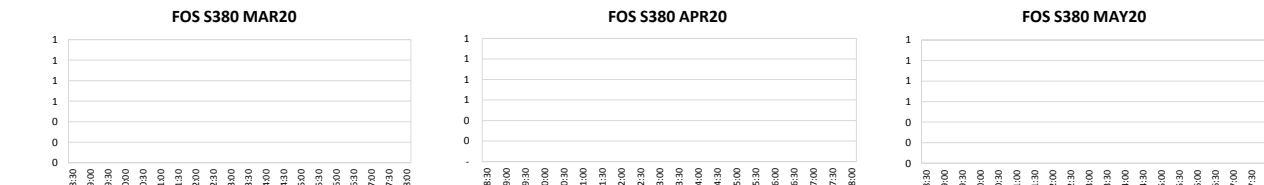
Panamax Average 4TC						East coast South America grain activity was slower than of late with some talking of a wide bid/offer spread in existence.
Period	Open	Close	Change	Daily High	Daily Low	
MAR20	8075	7579	▼496	7900	7500	
APR20	9084	8197	▼887	8800	8100	
Q220	9366	8636	▼730	9100	8500	
Q320	10422	9881	▼541	10200	9850	
CAL21	9509	9355	▼154	9400	9400	
CAL22	9216	9128	▼88	-	-	



Iron Ore TSIO 62% Fe						Iron ore futures were firmer on Thursday despite the global equity rout which saw Dow Jones sank into a bear market overnight.
Period	Open	Close	Change	Daily High	Daily Low	
MAR20	89.15	89.22	▲0.07	89.35	88.75	
APR20	86.88	87.15	▲0.27	88.00	86.00	
MAY20	85.37	85.70	▲0.33	86.10	84.70	
JUN20	84.37	84.70	▲0.33	85.00	83.80	
Q220	85.54	85.85	▲0.31	86.45	86.45	
Q320	82.81	83.11	▲0.30	-	-	



Singapore Fuel Oil 380cst								Saudi Arabia is unleashing a wave of crude toward Europe, traditionally the backyard for Russian oil sales, pledging to supply regional refineries with as much as triple their usual intake from the kingdom.
Period	Open	Close	Change	Highest Bid	Lowest Offer	Last Bid	Last Offer	
MAR20	205.71	197.28	▼8.43					
APR20	193.52	182.47	▼11.05					
MAY20	197.38	187.75	▼9.63					
JUN20	200.57	192.41	▼8.16					
Q220	197.16	187.54	▼9.62					
Q320	204.83	200.13	▼4.70					



Daily Volumes					
Asset Class	12-Mar	11-Mar	10-Mar	9-Mar	6-Mar
Capesize 5TC (Lots)	1205	1365	1080	1350	370
Panamax 4TC (Lots)	1295	1120	995	1415	860
Iron Ore 62% (MT)	1462000	1368000	793500	1402500	1446000
FOS S380 (MT)	-	-	-	-	-

Best Regards,
Zhi Rui Ang
www.eexasia.com
Singapore: +65 6206 9828
Disclaimer:

This information has been prepared by the EEX Asia Team. Use of the information presented here is at your sole risk, and any content, material, and/or data presented or otherwise obtained through your use of the information in this document is at your own discretion and risk and you will be solely responsible for any damage to you personally or your company or organisation or business associates whatsoever which in anyway results from the use, reliance or application of such content material and/or information. Certain data has been obtained from various sources and any copyright existing in such data shall remain the property of the source. Except for the foregoing, the EEX Asia Team retains all copyright within this document. The copying or redistribution of any part of this document without the express written authority of the EEX Asia Team is forbidden. ©EEX Asia 2020