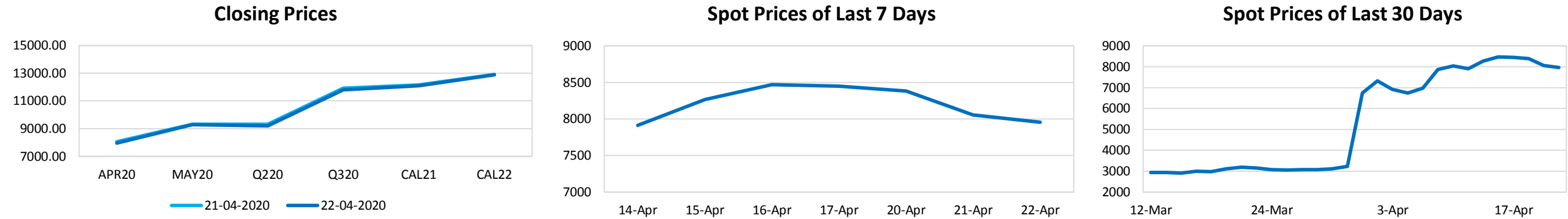
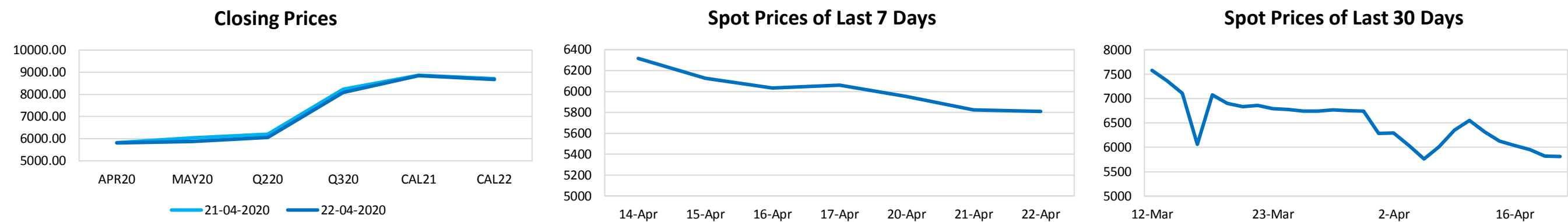


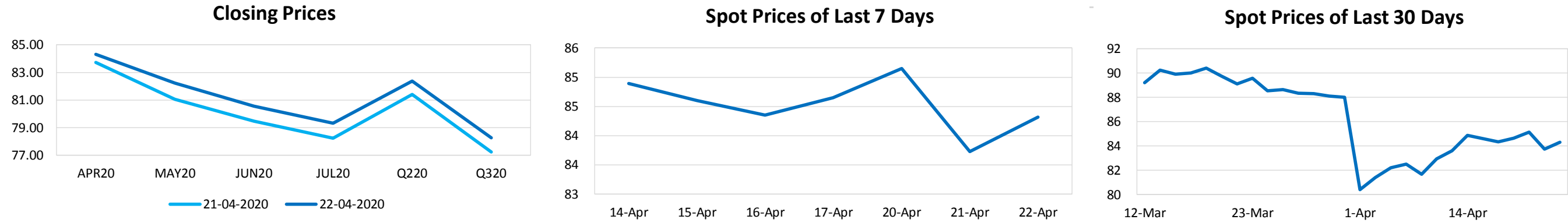
Capesize Average 5TC						The market adjusted down again today as bunker levels continue to plummet new low.
Period	Open	Close	Change	Daily High	Daily Low	
APR20	8053	7953	▼100	7825	7825	
MAY20	9309	9275	▼34	9250	8750	
Q220	9304	9200	▼104	-	-	
Q320	11916	11814	▼102	12000	11500	
CAL21	12153	12098	▼56	12000	12000	
CAL22	12912	12888	▼24	-	-	



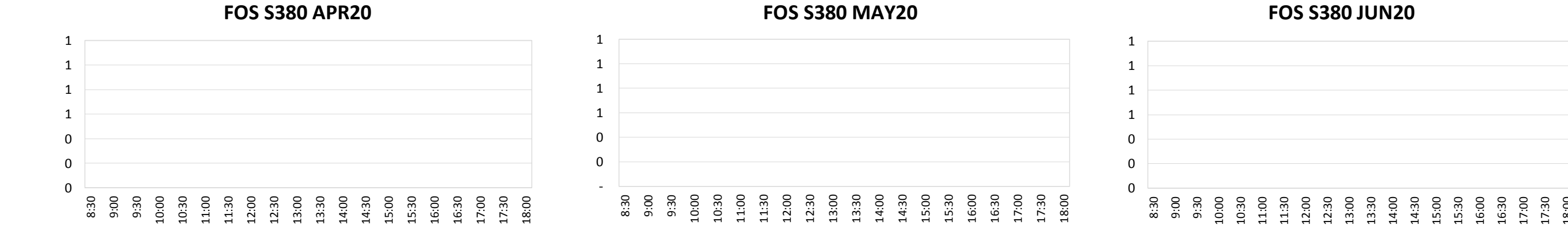
Panamax Average 4TC						A continued sell off on the Baltic indices today, with voyage routes vastly impacted by weaker bunker prices.
Period	Open	Close	Change	Daily High	Daily Low	
APR20	5822	5809	▼13	-	-	
MAY20	6031	5869	▼162	5950	5750	
Q220	6199	6049	▼150	6000	6000	
Q320	8231	8094	▼137	8150	8000	
CAL21	8864	8845	▼20	8800	8800	
CAL22	8709	8669	▼40	-	-	



Iron Ore TSIO 62% Fe						Iron ore futures rebounded on Wednesday on hopes of increased spending on infrastructure. According to some trade sources, some investors expect further stimulus measures to be announced from the upcoming National People Congress meeting scheduled in late Apr/early May. There is also growing optimism on domestic demands as infrastructure and construction activities are expected to pick up for the May-June period.
Period	Open	Close	Change	Daily High	Daily Low	
APR20	83.73	84.32	▲0.59	84.25	84.25	
MAY20	81.06	82.22	▲1.16	82.35	80.30	
JUN20	79.46	80.56	▲1.10	80.70	78.70	
JUL20	78.24	79.31	▲1.07	79.45	77.40	
Q220	81.42	82.37	▲0.95	-	-	
Q320	77.23	78.26	▲1.03	78.30	76.30	



Singapore Fuel Oil 380cst								Oil prices have dropped by around 80% this year as the pandemic has spread across the world, killing nearly 180,000 people, routing financial markets and leading to potentially the worst economic meltdown since the depression of the 1930s. Brent has now tumbled to its lowest in almost 21 years, as the global benchmark was sucked into the rout that sent U.S. futures below zero for the first time ever this week.
Period	Open	Close	Change	Highest Bid	Lowest Offer	Last Bid	Last Offer	
APR20	147.69	140.61	▼7.08					
MAY20	140.32	117.40	▼22.92					
JUN20	150.70	128.65	▼22.05					
JUL20	160.41	139.23	▼21.18					
Q220	146.24	128.89	▼17.35					
Q320	167.92	147.02	▼20.90					



Daily Volumes					
Asset Class	22-Apr	21-Apr	20-Apr	17-Apr	16-Apr
Capesize 5TC (Lots)	645	614	1055	425	405
Panamax 4TC (Lots)	2760	2025	705	670	1385
Iron Ore 62% (MT)	574000	1004000	640800	411000	833000
FOS S380 (MT)	-	-	-	-	500

Best Regards,  
Zhi Rui Ang  
www.eexasia.com  
Singapore: +65 6206 9828

**Disclaimer:**  
This information has been prepared by the EEX Asia Team. Use of the information presented here is at your sole risk, and any content, material, and/or data presented or otherwise obtained through your use of the information in this document is at your own discretion and risk and you will be solely responsible for any damage to you personally or your company or organisation or business associates whatsoever which in anyway results from the use, reliance or application of such content material and/or information. Certain data has been obtained from various sources and any copyright existing in such data shall remain the property of the source. Except for the foregoing, the EEX Asia Team retains all copyright within this document. The copying or redistribution of any part of this document without the express written authority of the EEX Asia Team is forbidden.