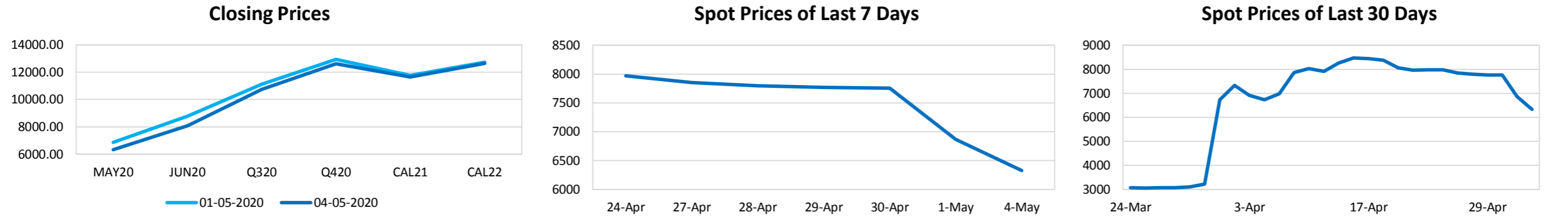
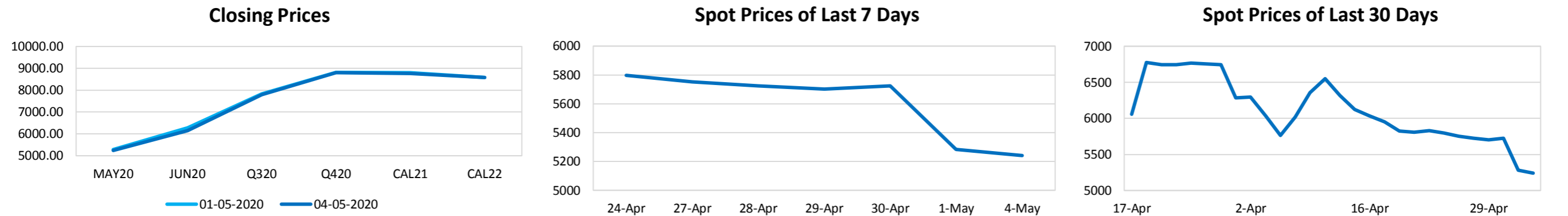


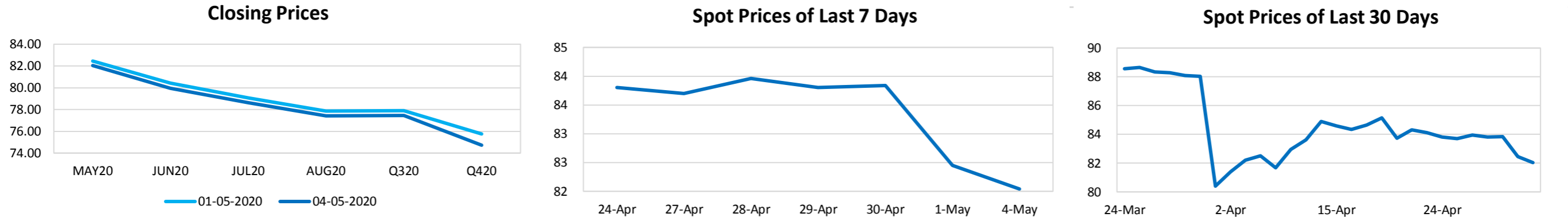
Capesize Average 5TC						A cowed start to the week for Capes today as all routes looked to have no answer to the deteriorating global situation.
Period	Open	Close	Change	Daily High	Daily Low	
MAY20	6866	6328	▼538	6750	6300	
JUN20	8794	8075	▼719	8400	7800	
Q320	11130	10731	▼399	10800	10700	
Q420	12941	12628	▼313	12600	12600	
CAL21	11776	11644	▼132	11600	11600	
CAL22	12744	12650	▼94	-	-	



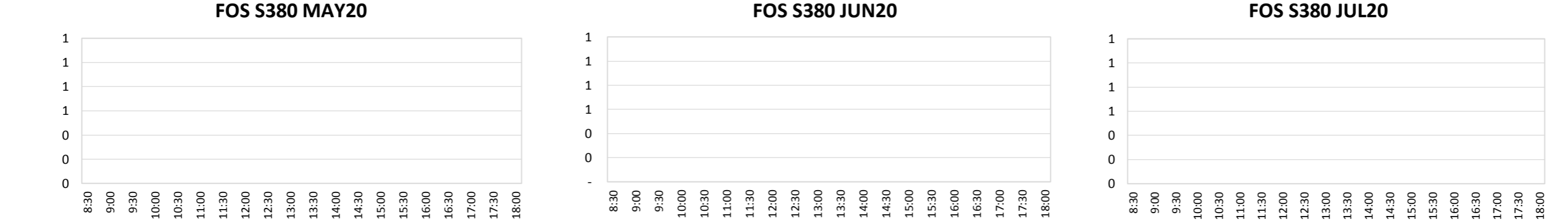
Panamax Average 4TC						Market activity was muted today. Rates appeared relatively unchanged; however, the Atlantic index routes saw negative gains, pointing towards a bearish sentiment.
Period	Open	Close	Change	Daily High	Daily Low	
MAY20	5284	5241	▼43	5200	5200	
JUN20	6275	6147	▼128	6125	6100	
Q320	7832	7803	▼29	7800	7800	
Q420	8816	8803	▼13	8750	8750	
CAL21	8793	8767	▼26	8750	8750	
CAL22	8584	8578	▼6	-	-	



Iron Ore TSIO 62% Fe						Market is quiet on a public holiday in China.
Period	Open	Close	Change	Daily High	Daily Low	
MAY20	82.45	82.04	▼0.41	82.05	82.00	
JUN20	80.43	79.96	▼0.47	80.00	79.90	
JUL20	79.06	78.61	▼0.45	-	-	
AUG20	77.86	77.41	▼0.45	-	-	
Q320	77.90	77.44	▼0.47	-	-	
Q420	75.76	74.72	▼1.03	-	-	



Singapore Fuel Oil 380cst								From the streets of San Antonio to Barcelona and Beijing, traffic data, sales at fuel stations, and pipeline flows all suggest that the slump in oil demand probably bottomed out around the middle of April, and has now started a modest - and very tentative - recovery. The market found support last week on signs of reduced infection rates and as major oil producers led by Saudi Arabia and Russia were set to begin cutting production on May 1.
Period	Open	Close	Change	Highest Bid	Lowest Offer	Last Bid	Last Offer	
MAY20	122.05	127.09	▲5.04					
JUN20	131.68	141.05	▲9.37					
JUL20	141.16	150.35	▲9.19					
AUG20	147.93	156.85	▲8.92					
Q320	147.63	156.48	▲8.85					
Q420	164.95	170.33	▲5.38					



Daily Volumes					
Asset Class	4-May	30-Apr	29-Apr	28-Apr	27-Apr
Capesize 5TC (Lots)	455	505	200	970	620
Panamax 4TC (Lots)	740	1050	1485	2040	530
Iron Ore 62% (MT)	180000	702000	311000	476000	351600
FOS S380 (MT)	-	-	-	-	-

Best Regards,  
Zhi Rui Ang  
www.eexasia.com  
Singapore: +65 6206 9828

**Disclaimer:**  
This information has been prepared by the EEX Asia Team. Use of the information presented here is at your sole risk, and any content, material, and/or data presented or otherwise obtained through your use of the information in this document is at your own discretion and risk and you will be solely responsible for any damage to you personally or your company or organisation or business associates whatsoever which in anyway results from the use, reliance or application of such content material and/or information. Certain data has been obtained from various sources and any copyright existing in such data shall remain the property of the source. Except for the foregoing, the EEX Asia Team retains all copyright within this document. The copying or redistribution of any part of this document without the express written authority of the EEX Asia Team is forbidden.  
©EEX Asia 2020