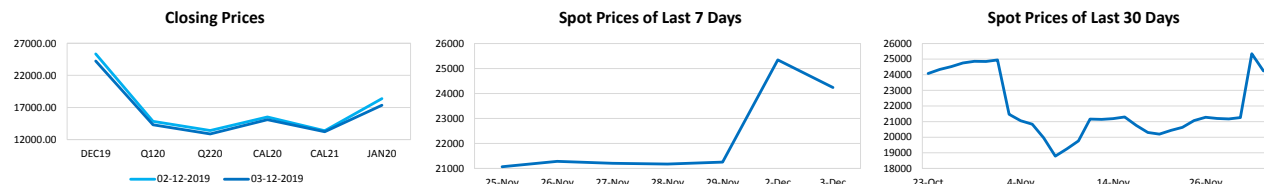
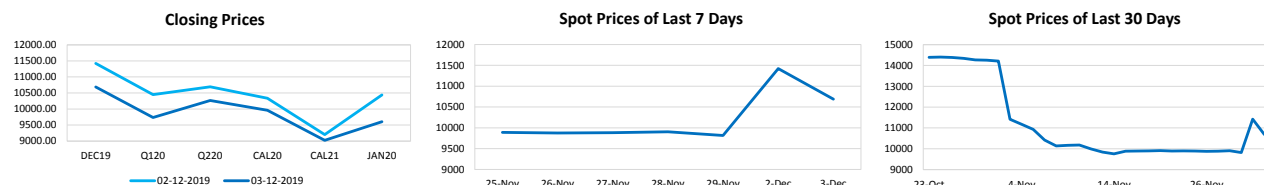


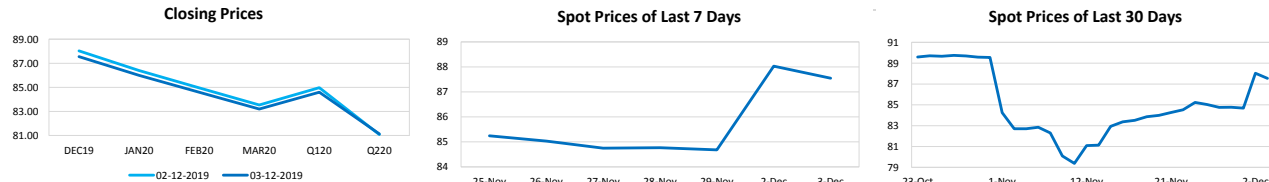
Capesize Average 5TC						The market continued its recent buoyant sentiment today with an active west Australia market leading the charge. As time ticks closer to the 1 Jan IMO regulation deadline we are now starting to see an increase in vessel period deals.
Period	Open	Close	Change	Daily High	Daily Low	
DEC19	25344	24238	▼1106	25250	24150	
JAN20	18384	17338	▼1046	18400	17600	
Q120	14841	14292	▼550	15000	14700	
Q220	13416	12878	▼538	-	-	
CAL20	15528	15096	▼432	15200	15100	
CAL21	13375	13228	▼147	13050	13050	



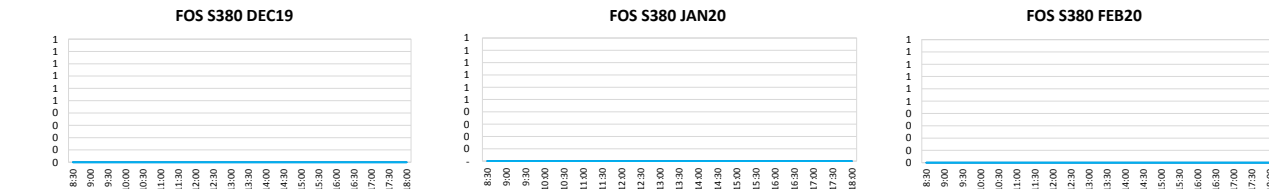
Panamax Average 4TC						Rates in the Panamax market continued into positive territory today but many spoke of a less frenetic pace witnessed in recent days, with some suggesting possibly the recent heat in the market had subsided a little.
Period	Open	Close	Change	Daily High	Daily Low	
DEC19	11422	10688	▼734	11600	10600	
JAN20	10441	9603	▼838	10500	9750	
Q120	10450	9739	▼711	9900	9750	
Q220	10694	10266	▼428	10350	10300	
CAL20	10337	9960	▼377	10250	10000	
CAL21	9203	9025	▼178	9000	9000	



Iron Ore TSIO 62% Fe						Iron ore fluctuated as investors weighed up the outlook for global supplies after Brazil's Vale SA said it'll add volumes next year and may finally reach a target of boosting output to a record in 2022.
Period	Open	Close	Change	Daily High	Daily Low	
DEC19	88.03	87.55	▼0.48	88.45	87.20	
JAN20	86.40	86.00	▼0.40	86.85	85.60	
FEB20	84.96	84.60	▼0.36	84.80	84.30	
MAR20	83.54	83.20	▼0.34	83.20	83.20	
Q120	84.97	84.60	▼0.37	84.50	84.30	
Q220	81.08	81.13	▲0.06	81.55	80.75	



Singapore Fuel Oil 380cst								OPEC and its allies are apparently discussing a plan to increase an existing supply cut of 1.2 million barrels per day (bpd) by a further 400,000 bpd and extend the pact until June.
Period	Open	Close	Change	Highest Bid	Lowest Offer	Last Bid	Last Offer	
DEC19	219.50	217.10	▼2.40	-	-	-	-	
JAN20	219.50	217.80	▼1.70	-	-	-	-	
FEB20	221.50	219.70	▼1.80	-	-	-	-	
MAR20	223.75	221.90	▼1.85	-	-	-	-	
Q120	221.50	219.80	▼1.70	-	-	-	-	
Q220	228.88	226.90	▼1.97	-	-	-	-	



Daily Volumes					
Asset Class	3-Dec	2-Dec	29-Nov	28-Nov	27-Nov
Capesize 5TC (Lots)	640	245	345	455	75
Panamax 4TC (Lots)	880	770	375	485	640
Iron Ore 62% (MT)	530,500	713,000	480,000	577,500	697,000
FOS S380 (MT)	-	-	-	-	-

Best Regards,
Zhi Rui Ang
www.eexasia.com
Singapore: +65 6206 9828
Disclaimer:

This information has been prepared by the EEX Asia Team. Use of the information presented here is at your sole risk, and any content, material, and/or data presented or otherwise obtained through your use of the information in this document is at your own discretion and risk and you will be solely responsible for any damage to you personally or your company or organisation or business associates whatsoever which in anyway results from the use, reliance or application of such content material and/or information. Certain data has been obtained from various sources and any copyright existing in such data shall remain the property of the source. Except for the foregoing, the EEX Asia Team retains all copyright within this document. The copying or redistribution of any part of this document without the express written authority of the EEX Asia Team is forbidden. ©EEX Asia 2019