

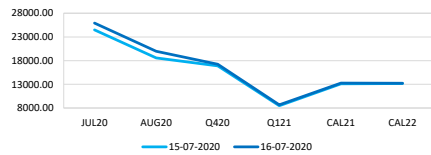


EEX Asia End of Day Report

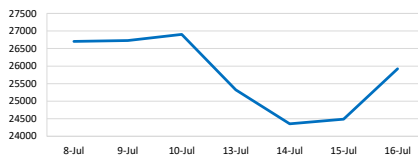
Thursday, 16 July 2020

Capesize Average 5TC						<p>The Capesize market found enough resistance today for a small bounce to halt its recent decline. The market lifted on Atlantic routes marginally which surprised a few. Possible resistance from owners or maybe more cargo coming to the market is as yet unknown. The lift will be a welcome respite for owners seeing the value ebb away in the recent weeks.</p>
Period	Open	Close	Change	Daily High	Daily Low	
JUL20	24488	25922	▲1434	26250	25500	
AUG20	18572	19959	▲1387	20250	19250	
Q420	16909	17228	▲319	17500	17050	
Q121	8488	8678	▲190	-	-	
CAL21	13114	13253	▲138	-	-	
CAL22	13181	13234	▲53	-	-	

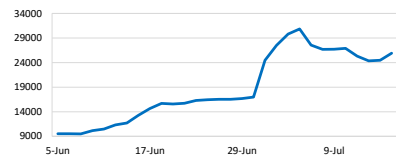
Closing Prices



Spot Prices of Last 7 Days

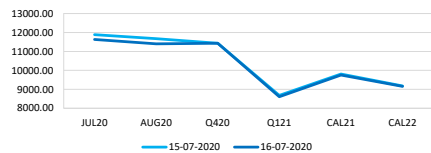


Spot Prices of Last 30 Days

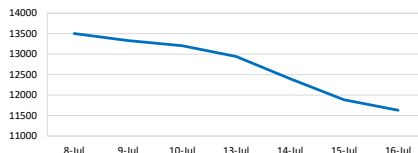


Panamax Average 4TC						<p>A second successive day of red ink on the Panamax indices with the T/C average losing -\$313 overall to return at \$13,898. Nervousness encompassed the market in the Atlantic with little visibility nor activity according to some, with a few owners in the North now discounting rates to get fixed for short duration business via the Baltic as opposed to waiting to see what the next move might be.</p>
Period	Open	Close	Change	Daily High	Daily Low	
JUL20	11884	11631	▼253	11850	11650	
AUG20	11672	11397	▼275	11800	11400	
Q420	11431	11428	▼3	11600	11250	
Q121	8681	8609	▼72	8750	8750	
CAL21	9811	9752	▼59	-	-	
CAL22	9181	9159	▼22	-	-	

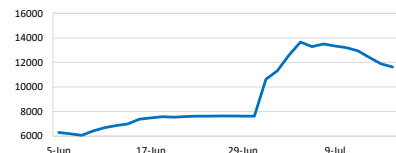
Closing Prices



Spot Prices of Last 7 Days

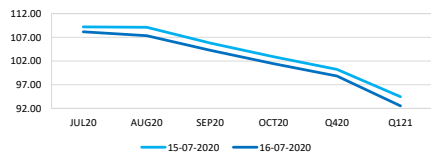


Spot Prices of Last 30 Days



Iron Ore TSIO 62% Fe						<p>Iron ore endured a very choppy session this afternoon which saw it trading down to as low as 105.9 before reversing all its losses. Led by weaker US equities, iron ore was under pressure from the open with multiple sellers all out searching for an Aug bid. Market continued to leak as a bid was hard to come by.</p>
Period	Open	Close	Change	Daily High	Daily Low	
JUL20	109.20	108.16	▼1.04	108.75	107.80	
AUG20	109.10	107.35	▼1.75	108.50	105.90	
SEP20	105.80	104.28	▼1.52	105.40	103.00	
OCT20	102.90	101.43	▼1.47	101.65	101.00	
Q420	100.23	98.84	▼1.39	99.20	98.80	
Q121	94.47	92.53	▼1.93	-	-	

Closing Prices



Spot Prices of Last 7 Days

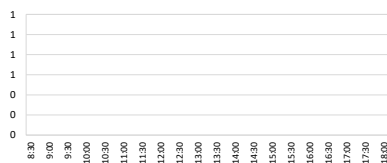


Spot Prices of Last 30 Days



Singapore Fuel Oil 380cst								<p>OPEC agreed yesterday to scale back production cuts from August. They will reduce their cuts to 7.7 million barrels per day through December from the 9.7 million bpd cuts in place since May.</p>
Period	Open	Close	Change	Highest Bid	Lowest Offer	Last Bid	Last Offer	
JUL20	247.24	247.50	▲0.26					
AUG20	244.69	248.62	▲3.93					
SEP20	244.24	248.49	▲4.25					
OCT20	244.77	249.05	▲4.28					
Q420	246.19	250.54	▲4.35					
Q121	250.83	255.51	▲4.68					

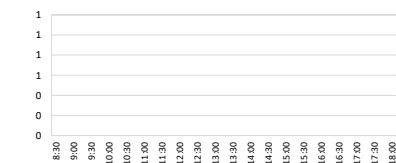
FOS S380 JUL20



FOS S380 AUG20



FOS S380 SEP20



Daily Volumes

Asset Class	16-Jul	15-Jul	14-Jul	13-Jul	10-Jul
Capesize 5TC (Lots)	755	735	1115	630	320
Panamax 4TC (Lots)	1445	2055	1285	425	1040
Iron Ore 62% (MT)	962000	873000	2032000	1472500	1131000
FOS S380 (MT)	-	-	-	-	-

Best Regards,
Zhi Rui Ang
www.eexasia.com
Singapore: +65 6206 9828

Disclaimer:

This information has been prepared by the EEX Asia Team. Use of the information presented here is at your sole risk, and any content, material, and/or data presented or otherwise obtained through your use of the information in this document is at your own discretion and risk and you will be solely responsible for any damage to you personally or your company or organisation or business associates whatsoever which in anyway results from the use, reliance or application of such content material and/or information. Certain data has been obtained from various sources and any copyright existing in such data shall remain the property of the source. Except for the foregoing, the EEX Asia Team retains all copyright within this document. The copying or redistribution of any part of this document without the express written authority of the EEX Asia Team is forbidden. ©EEX Asia 2020