

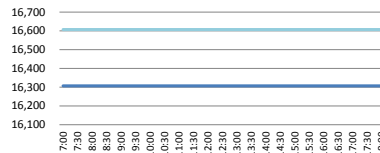
Capesize Average 5TC							
Period	Open	Close	Change	Highest Bid	Lowest Offer	Last Bid	Last Offer
OCT19	23625	23625	▲793	22925	24325	22925	24325
NOV19	24532	24532	▲278	24382	24682	24382	24682
Q120	16457	16457	▲325	16307	16607	16307	16607
Q220	14043	14043	▲214	13893	14193	13893	14193
CAL20	16507	16507	▲168	16357	16657	16357	16657
CAL21	13689	13689	▲32	13539	13839	13539	13839

The Cape market was quiet today as traders from both China and India observed public holidays. Several mining majors were heard in the market with bids on C5 but owners were not tempted until later in the Singapore afternoon. Tomorrow brings another public holiday from Korea as the week continues to be disrupted.

C 5TC NOV19



C 5TC Q120



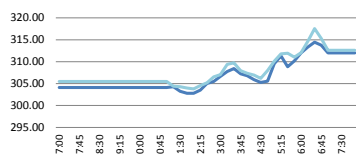
C 5TC CAL20



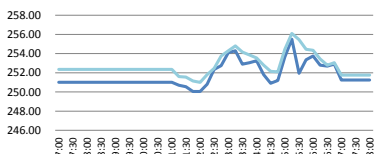
Singapore Fuel Oil 380cst							
Period	Open	Close	Change	Highest Bid	Lowest Offer	Last Bid	Last Offer
OCT19	304.80	312.30	▲10.60	302.80	317.55	312.00	312.60
NOV19	251.68	251.50	▼0.65	250.05	256.10	251.25	251.75
DEC19	228.18	225.38	▼1.28	225.00	231.60	225.00	225.75
Q120	225.50	221.00	▼2.75	220.25	228.50	220.25	221.75
Q220	232.25	227.25	▼3.00	226.50	235.25	226.50	228.00
Q320	239.50	234.50	▼3.00	233.75	242.50	233.75	235.25

The latest EIA data shows that oil output fell sharply in July, dipping by 276,000 barrels per day. The decrease can be chalked up to outages related to a hurricane that forced oil companies to temporarily idle operations in the Gulf of Mexico. Offshore Gulf of Mexico production plunged by 332,000 bpd in July.

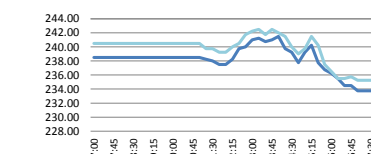
FOSS380 OCT19



FOSS380 NOV19



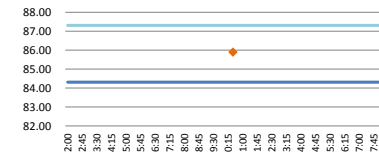
FOSS380 Q320



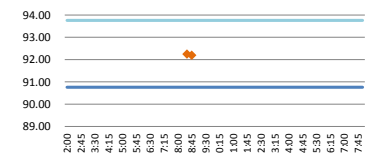
Iron Ore TSIO 62% Fe							
Period	Open	Close	Change	Highest Bid	Lowest Offer	Last Bid	Last Offer
OCT19	92.26	92.26	▲0.02	90.76	93.76	90.76	93.76
NOV19	88.76	88.76	▼0.02	87.26	90.26	87.26	90.26
DEC19	85.81	85.81	▼0.07	84.31	87.31	84.31	87.31
JAN20	83.61	83.61	▼0.06	82.11	85.11	82.11	85.11
Q120	81.67	81.67	▼0.07	80.17	83.17	80.17	83.17
Q220	76.72	76.72	▼0.17	75.22	78.22	75.22	78.22

A slow market is seen today as it is China's Golden week.

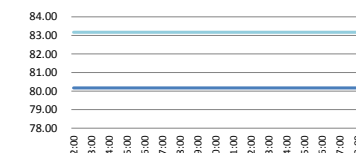
IO DEC19



IO OCT19



IO Q120



Daily Volumes					
Asset Class	2-Oct	1-Oct	30-Sep	27-Sep	26-Sep
Iron Ore (MT)	29,500	90,000	458,000	331,500	405,000
Capesize (Lots)	230	300	240	40	270
Panamax (Lots)	475	480	365	90	420
FOSSRDM (MT)	0	0	0	0	0
FOSS380 (MT)	0	0	0	0	0

Best Regards,

Zhi Rui Ang

www.eexasia.com

Singapore: +65 6206 9828

Disclaimer:

This information has been prepared by the EEX Asia Team. Use of the information presented here is at your sole risk, and any content, material, and/or data presented or otherwise obtained through your use of the information in this document is at your own discretion and risk and you will be solely responsible for any damage to you personally or your company or organisation or business associates whatsoever which in anyway results from the use, reliance or application of such content material and/or information. Certain data has been obtained from various sources and any copyright existing in such data shall remain the property of the source. Except for the foregoing, the EEX Asia Team retains all copyright within this document. The copying or redistribution of any part of this document without the express written authority of the EEX Asia Team is forbidden. ©EEX Asia 2018