

# eexasia

## EEX Asia End of Day Report

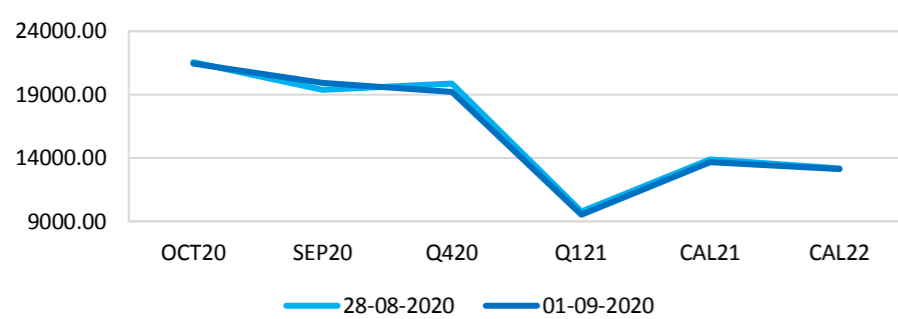
Tuesday, 01 September 2020

### Capesize Average 5TC

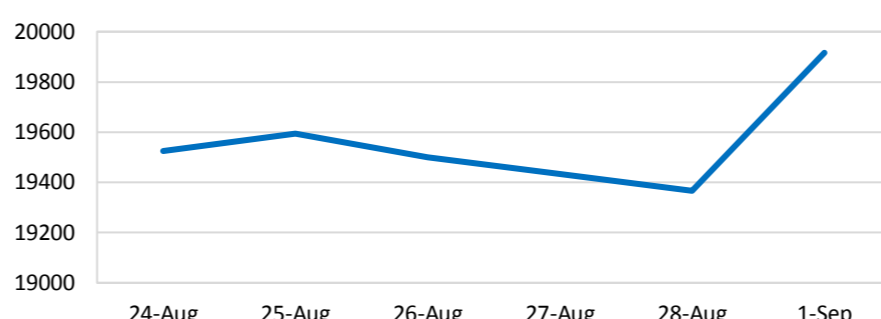
Period	Open	Close	Change	Daily High	Daily Low
SEP20	19366	19916	▲550	21250	19850
OCT20	21559	21447	▼112	22000	21750
Q420	19884	19234	▼650	19600	19400
Q121	9775	9525	▼250	9600	9600
CAL21	13905	13691	▼214	13800	13700
CAL22	13159	13119	▼40	13150	13150

Slightly weaker feel to the market after the U.K. Bank Holiday, all the routes lost a little value which impacted the Cape 5TC average.

Closing Prices



Spot Prices of Last 7 Days



Spot Prices of Last 30 Days

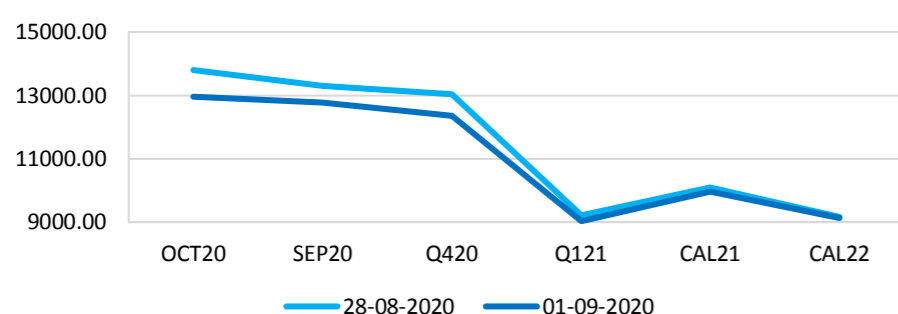


### Panamax Average 4TC

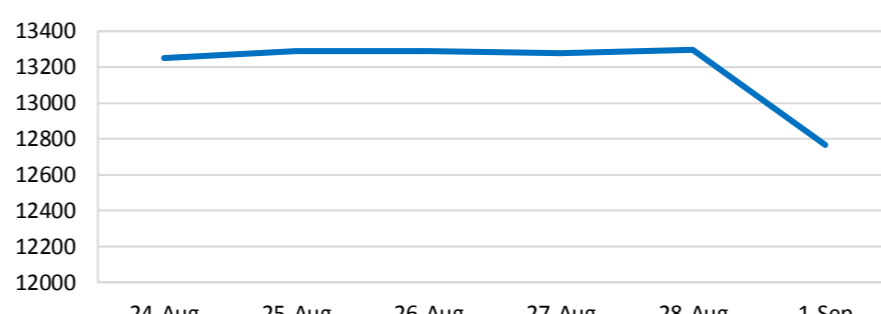
Period	Open	Close	Change	Daily High	Daily Low
SEP20	13296	12766	▼530	13500	12750
OCT20	13797	12956	▼841	13500	12950
Q420	13028	12346	▼683	12800	12300
Q121	9225	9028	▼197	9200	9000
CAL21	10096	9950	▼146	-	-
CAL22	9163	9122	▼41	9100	9100

A tepid day for Panamax's as the UK returned from holiday, the market had a Monday feel to proceedings with the Panamax 5 timecharter average dropping. Further falls are to be expected with bids where available at less than last done with a softer FFA market failing to ignite any firm sentiment to the physical market.

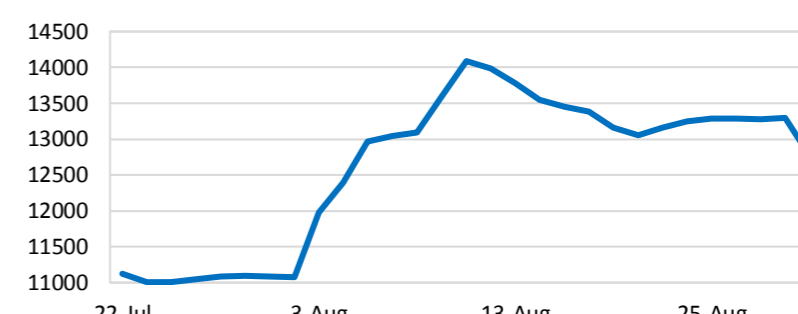
Closing Prices



Spot Prices of Last 7 Days



Spot Prices of Last 30 Days

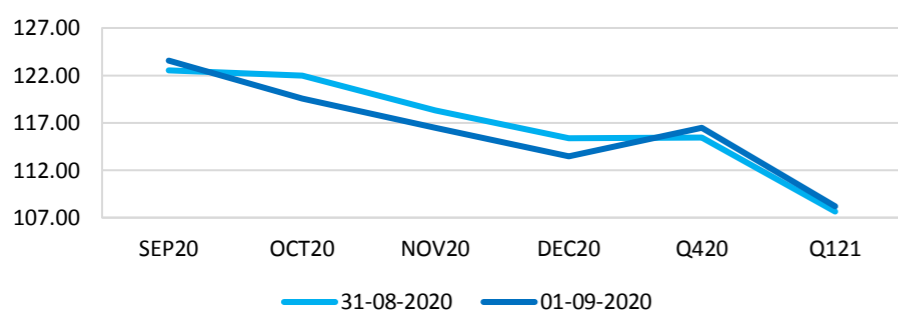


### Iron Ore TSIO 62% Fe

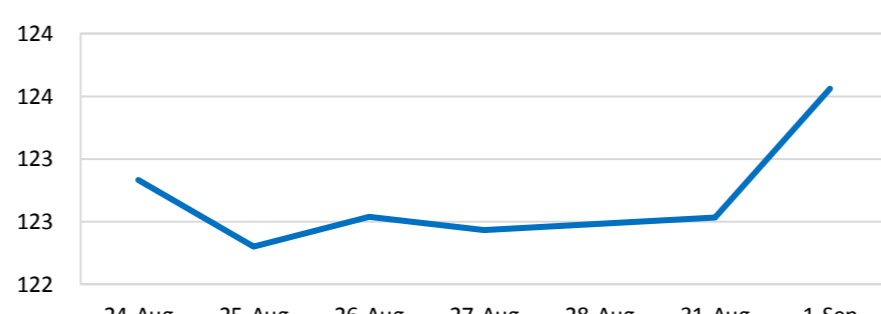
Period	Open	Close	Change	Daily High	Daily Low
SEP20	122.53	123.56	▲1.03	124.20	122.25
OCT20	121.96	119.59	▼2.37	120.10	118.30
NOV20	118.34	116.45	▼1.89	116.50	115.60
DEC20	115.34	113.45	▼1.89	113.50	112.80
Q420	115.42	116.50	▲1.08	115.85	115.25
Q121	107.64	108.19	▲0.55	107.75	107.55

Driven by some aggressive onshore selling, iron ore futures traded lower in the early London morning but have since bounced back.

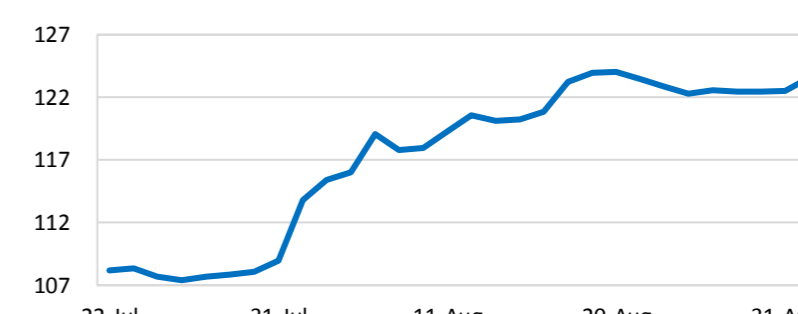
Closing Prices



Spot Prices of Last 7 Days



Spot Prices of Last 30 Days

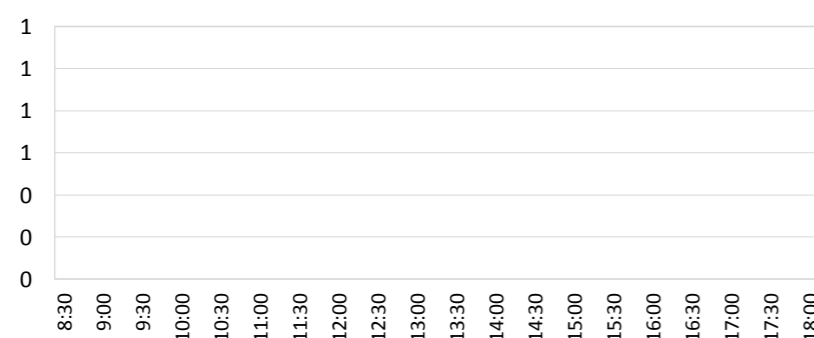


### Singapore Fuel Oil 380cst


Period	Open	Close	Change	Highest Bid	Lowest Offer	Last Bid	Last Offer
SEP20	270.66	271.92	▲1.26				
OCT20	268.64	269.66	▲1.02				
NOV20	268.41	269.34	▲0.93				
DEC20	268.56	269.41	▲0.85				
Q420	268.54	269.47	▲0.93				
Q121	272.33	272.03	▼0.30				

According to Vandana Hari, founder and CEO of oil consultancy firm Vanda Insights, the crude complex is likely to gain a boost from positive economic data from oil second biggest consumer.

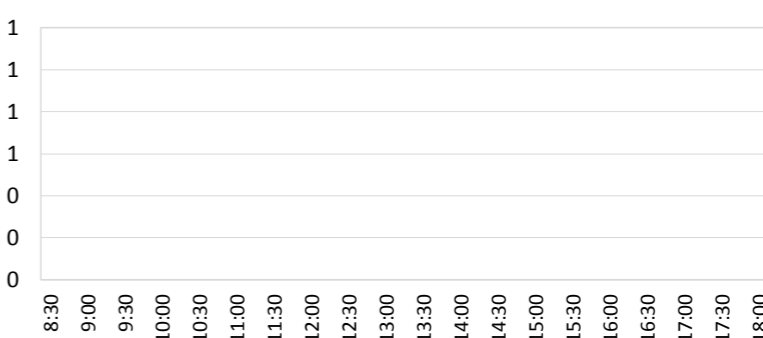
FOS S380 SEP20



FOS S380 OCT20



FOS S380 NOV20



### Daily Volumes

Asset Class	1-Sep	31-Aug	28-Aug	27-Aug	26-Aug
Capesize 5TC (Lots)	1375	75	170	640	1385
Panamax 4TC (Lots)	1720	-	495	1295	2210
Iron Ore 62% (MT)	920000	860500	701000	490000	845000
FOS S380 (MT)	-	-	-	-	-

Best Regards,  
Zhi Rui Ang  
www.eexasia.com  
Singapore: +65 6206 9828

**Disclaimer:**  
This information has been prepared by the EEX Asia Team. Use of the information presented here is at your sole risk, and any content, material, and/or data presented or otherwise obtained through your use of the information in this document is at your own discretion and risk and you will be solely responsible for any damage to you personally or your company or organisation or business associates whatsoever which in anyway results from the use, reliance or application of such content material and/or information. Certain data has been obtained from various sources and any copyright existing in such data shall remain the property of the source. Except for the foregoing, the EEX Asia Team retains all copyright within this document. The copying or redistribution of any part of this document without the express written authority of the EEX Asia Team is forbidden.  
©EEX Asia 2020