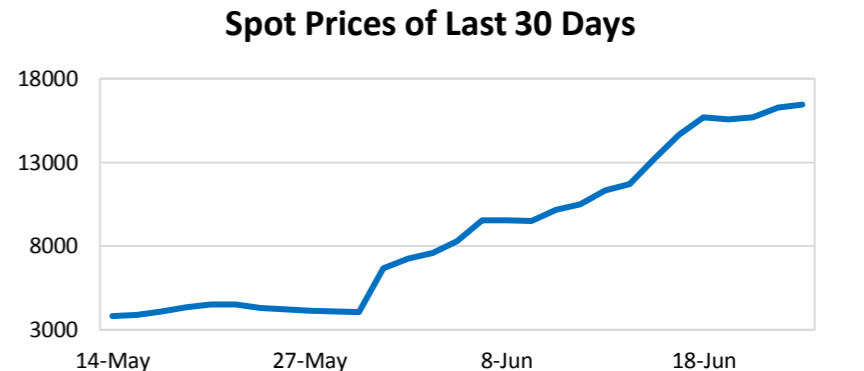
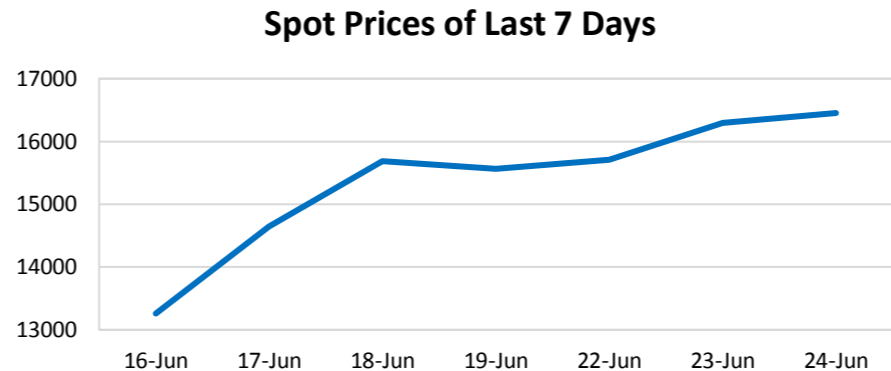
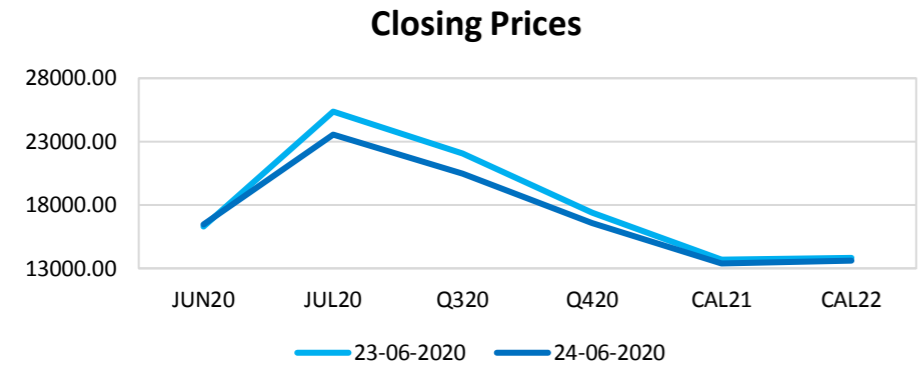


eexasia

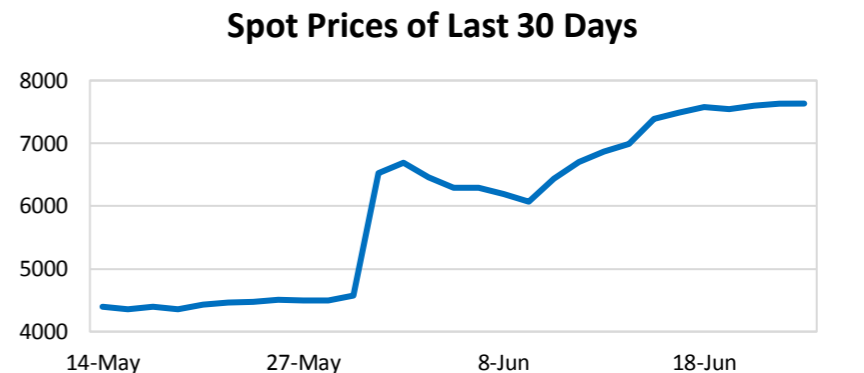
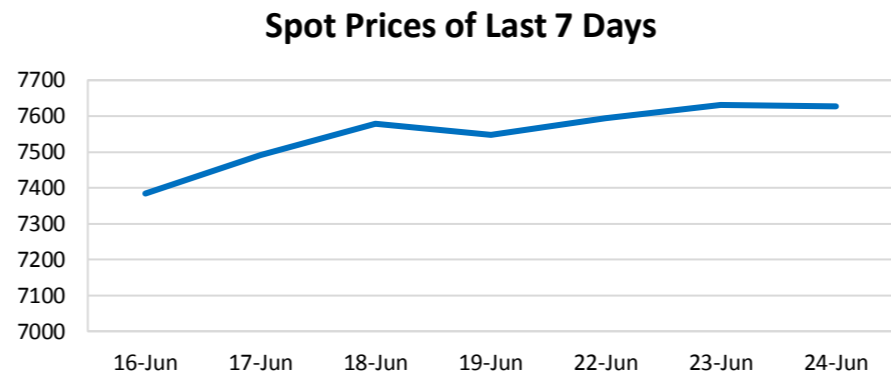
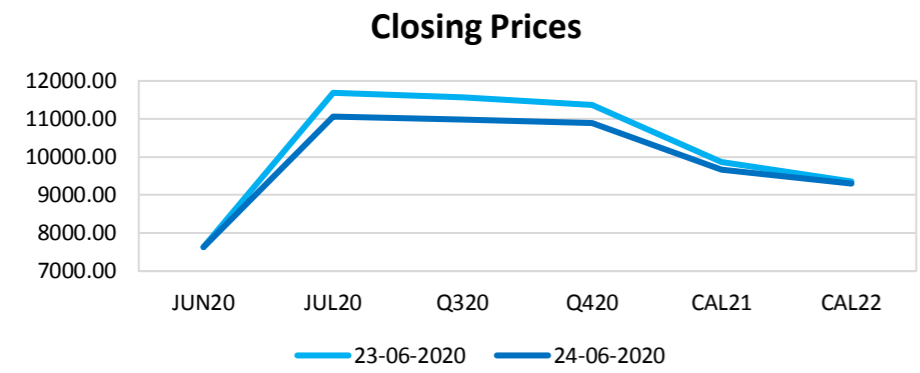
EEX Asia End of Day Report

Wednesday, 24 June 2020

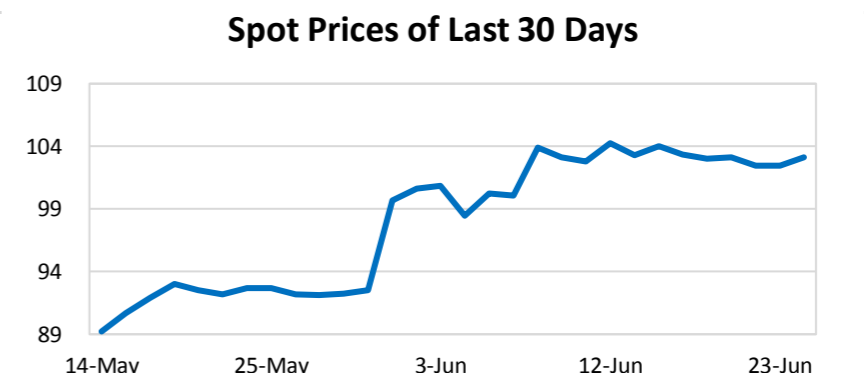
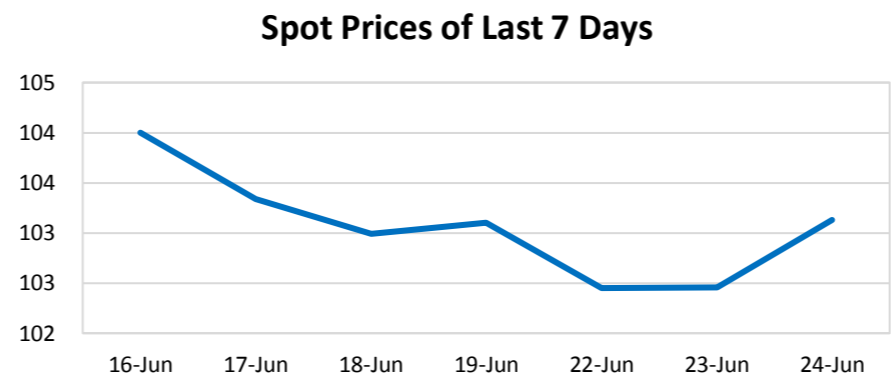
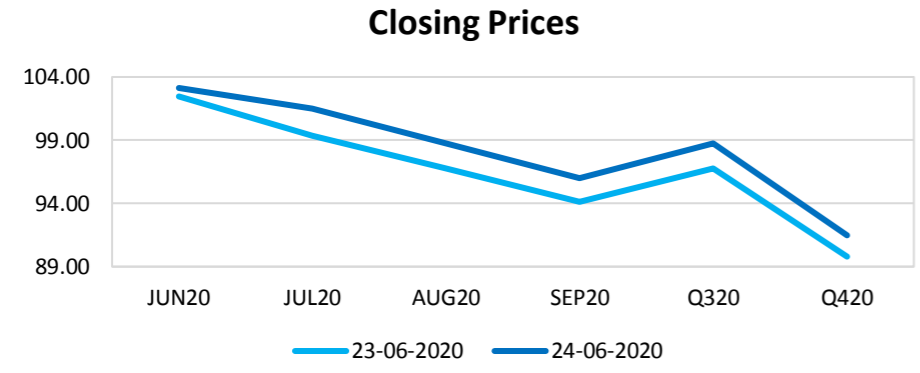
Capesize Average 5TC						Capesize rates appear to have found their groove again posting a solid +1985 gain to settle the Capesize 5TC at \$28657. Both basins had a show of strength as they both near the \$30,000 mark.
Period	Open	Close	Change	Daily High	Daily Low	
JUN20	16294	16453	▲159	-	-	
JUL20	25369	23553	▼1816	25250	23500	
Q320	22063	20470	▼1593	22250	20300	
Q420	17413	16578	▼835	20500	16500	
CAL21	13689	13385	▼304	13400	13400	
CAL22	13813	13619	▼194	-	-	




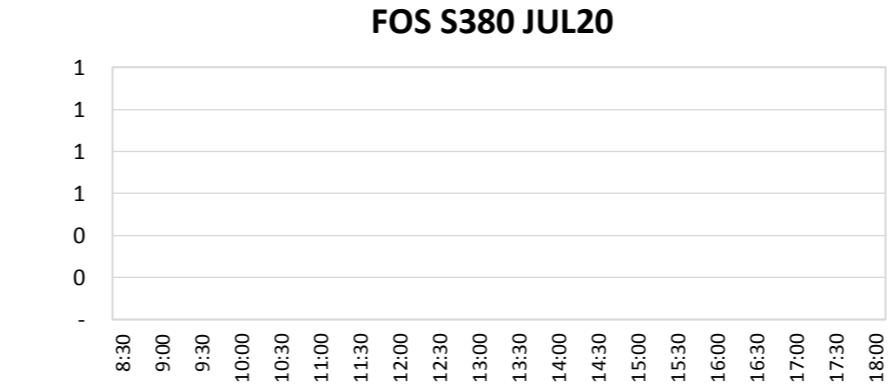

Panamax Average 4TC						Bids from EC South America appeared sparse in recent days and rates for few fixtures concluded remained at flat to slightly off basis, with some reports today of some fixing and failing taking place which may play out to a rate squeeze in coming days. The underlying feeling in Asia is of a firmer sense despite limited activity and upcoming holidays in China.
Period	Open	Close	Change	Daily High	Daily Low	
JUN20	7631	7628	▼3	-	-	
JUL20	11688	11063	▼625	11400	11000	
Q320	11578	10988	▼591	11500	11000	
Q420	11363	10884	▼479	11150	10900	
CAL21	9860	9670	▼190	-	-	
CAL22	9350	9309	▼41	-	-	



Iron Ore TSIO 62% Fe						Iron ore futures extended its gains on Wednesday as investors assessed risks from the coronavirus pandemic. There are worrying signs that the coronavirus outbreak has worsened in Brazil, with the nation recently surpassed the mark of one million coronavirus confirmed cases and 50,000 deaths.
Period	Open	Close	Change	Daily High	Daily Low	
JUN20	102.46	103.13	▲0.67	-	-	
JUL20	99.36	101.49	▲2.13	101.90	100.00	
AUG20	96.74	98.72	▲1.98	98.25	97.50	
SEP20	94.15	95.98	▲1.83	96.00	95.10	
Q320	96.75	98.73	▲1.98	99.00	98.00	
Q420	89.79	91.47	▲1.68	90.40	90.40	



Singapore Fuel Oil 380cst								The market has continued to come off recent highs after the API predicted a build of 1.7 million bbls for last week. It did, however, also predict a draw in gasoline and distillate levels.
Period	Open	Close	Change	Highest Bid	Lowest Offer	Last Bid	Last Offer	
JUN20	225.40	224.97	▼0.43					
JUL20	237.99	239.03	▲1.04					
AUG20	242.72	243.71	▲0.99					
SEP20	243.49	244.85	▲1.36					
Q320	241.40	242.53	▲1.13					
Q420	245.40	245.41	▲0.01					



Daily Volumes					
Asset Class	24-Jun	23-Jun	22-Jun	19-Jun	18-Jun
Capesize 5TC (Lots)	1443	2199	1105	1190	2251
Panamax 4TC (Lots)	1425	1715	545	1490	4045
Iron Ore 62% (MT)	1478000	387000	623500	819500	770000
FOS S380 (MT)	-	-	-	-	-

Best Regards,
Zhi Rui Ang
www.eexasia.com
Singapore: +65 6206 9828

Disclaimer:
This information has been prepared by the EEX Asia Team. Use of the information presented here is at your sole risk, and any content, material, and/or data presented or otherwise obtained through your use of the information in this document is at your own discretion and risk and you will be solely responsible for any damage to you personally or your company or organisation or business associates whatsoever which in anyway results from the use, reliance or application of such content material and/or information. Certain data has been obtained from various sources and any copyright existing in such data shall remain the property of the source. Except for the foregoing, the EEX Asia Team retains all copyright within this document. The copying or redistribution of any part of this document without the express written authority of the EEX Asia Team is forbidden.
©EEX Asia 2020