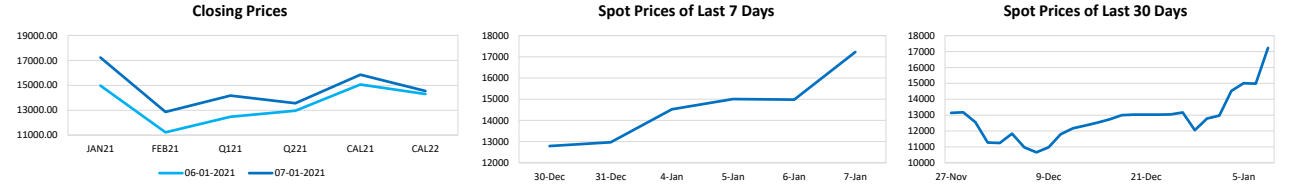


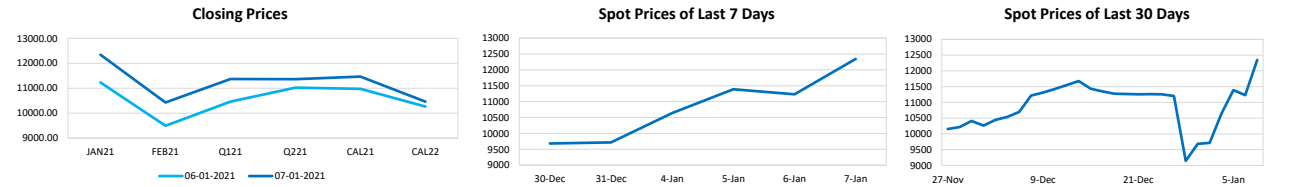
Capesize Average 5TC					
Period	Open	Close	Change	Daily High	Daily Low
JAN21	14978	17228	▲2250	17300	15000
FEB21	11225	12863	▲1638	13000	11650
Q121	12473	14177	▲1704	14000	13050
Q221	12963	13566	▲603	13500	13000
CAL21	15062	15851	▲789	15600	15150
CAL22	14306	14550	▲244	14650	14400

The Capesize market lifted slightly today across all routes as relatively strong fixture activity is keeping the motor running on the market.



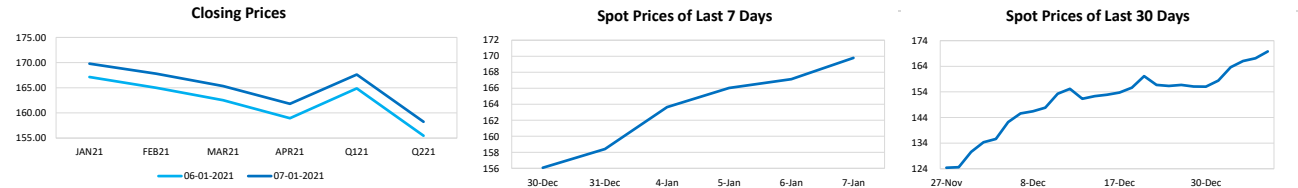
Panamax Average 4TC					
Period	Open	Close	Change	Daily High	Daily Low
JAN21	11231	12344	▲1113	12400	11500
FEB21	9494	10428	▲934	10450	9400
Q121	10459	11371	▲912	11150	10400
Q221	11025	11366	▲341	11275	11100
CAL21	10974	11470	▲496	11200	11200
CAL22	10263	10463	▲200	10400	10400

The Panamax market depicted much of a similar story to recent days with all routes posting positive gains on publishing.



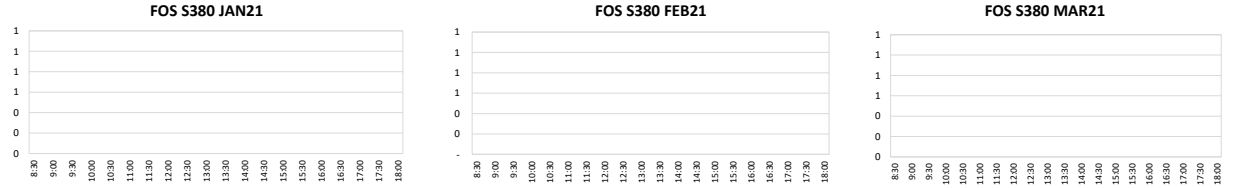
Iron Ore TSIO 62% Fe					
Period	Open	Close	Change	Daily High	Daily Low
JAN21	167.14	169.79	▲2.65	170.30	166.00
FEB21	164.99	167.80	▲2.81	168.75	164.25
MAR21	162.52	165.33	▲2.81	166.00	165.00
APR21	158.95	161.83	▲2.88	161.90	160.20
Q121	164.88	167.64	▲2.76	168.50	164.00
Q221	155.47	158.24	▲2.77	156.80	156.70

Iron ore futures climbed above \$167 on Thursday on concerns over a resurgence of coronavirus cases in China's key steelmaking region. New coronavirus cases in the steelmaking province of Hebei have more than doubled, causing anxiety among steel producers, traders, and raw material suppliers in the region.



Singapore Fuel Oil 380cst							
Period	Open	Close	Change	Highest Bid	Lowest Offer	Last Bid	Last Offer
JAN21	312.06	323.75	▲11.69				
FEB21	311.21	322.58	▲11.37				
MAR21	310.31	321.82	▲11.51				
APR21	308.08	319.55	▲11.47				
Q121	311.19	322.72	▲11.53				
Q221	305.98	316.83	▲10.85				

Sentiment in the oil market was lifted overnight as crude stocks fell in the latest EIA report, there is growing optimism over the US stimulus package being passed and the dollar is weakening.



Daily Volumes					
Asset Class	7-Jan	6-Jan	5-Jan	4-Jan	30-Dec
Capesize 5TC (Lots)	2470	1390	1295	815	205
Panamax 4TC (Lots)	2320	4790	4360	2775	275
Iron Ore 62% (MT)	1641000	869700	719000	294200	468500
FOS S380 (MT)	-	-	-	-	-

Best Regards,
Zhi Rui Ang
www.eexasia.com
Singapore: +65 6206 9828

Disclaimer:
This information has been prepared by the EEX Asia Team. Use of the information presented here is at your sole risk, and any content, material, and/or data presented or otherwise obtained through your use of the information in this document is at your own discretion and risk and you will be solely responsible for any damage to you personally or your company or organisation or business associates whatsoever which in anyway results from the use, reliance or application of such content material and/or information. Certain data has been obtained from various sources and any copyright existing in such data shall remain the property of the source. Except for the foregoing, the EEX Asia Team retains all copyright within this document. The copying or redistribution of any part of this document without the express written authority of the EEX Asia Team is forbidden. ©EEX Asia 2020