



EEX Asia End of Day Report

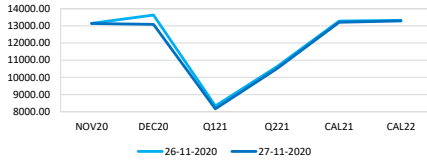
Friday, 27 November 2020

Capesize Average 5TC

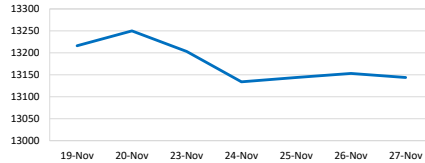
Period	Open	Close	Change	Daily High	Daily Low
NOV20	13153	13144	▼9	-	-
DEC20	13634	13088	▼546	13400	13000
Q121	8337	8170	▼168	8150	8150
Q221	10638	10525	▼113	10450	10450
CAL21	13285	13212	▼73	13275	13250
CAL22	13322	13291	▼31	-	-

The Capesize market this week continued its recent range bound sideways drift hitting a low of \$12k Tuesday on the 5TC before closing the week out at \$12.7k.

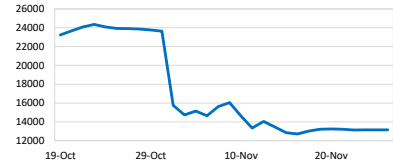
Closing Prices



Spot Prices of Last 7 Days



Spot Prices of Last 30 Days

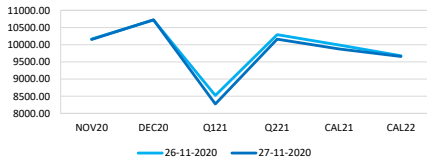


Panamax Average 4TC

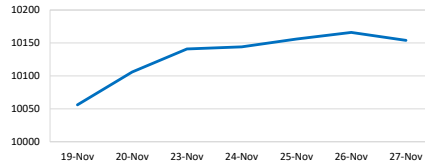
Period	Open	Close	Change	Daily High	Daily Low
NOV20	10166	10154	▼12	-	-
DEC20	10719	10725	▲6	10800	10700
Q121	8522	8274	▼248	8275	8200
Q221	10291	10159	▼132	10125	10100
CAL21	9989	9877	▼111	9900	9900
CAL22	9681	9659	▼22	-	-

Whilst the North Atlantic particularly the Baltic region continued to squeeze rates up in the Atlantic, it was the Pacific leading the way with significant gains made on all trade routes.

Closing Prices



Spot Prices of Last 7 Days



Spot Prices of Last 30 Days

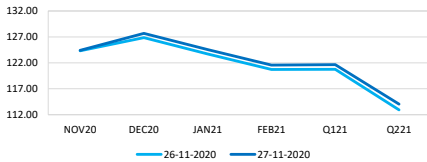


Iron Ore TSIO 62% Fe

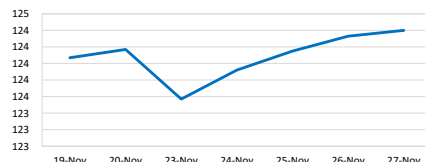
Period	Open	Close	Change	Daily High	Daily Low
NOV20	124.33	124.40	▲0.07	-	-
DEC20	126.86	127.68	▲0.82	128.10	127.60
JAN21	123.72	124.55	▲0.83	125.20	123.75
FEB21	120.71	121.57	▲0.86	121.65	121.60
Q121	120.75	121.65	▲0.89	121.55	121.50
Q221	112.93	114.04	▲1.11	114.55	114.50

Iron ore futures extended gains on Friday to near-\$128 as a decline in inventories in China signalled robust demand in the world's top steelmaker.

Closing Prices



Spot Prices of Last 7 Days



Spot Prices of Last 30 Days

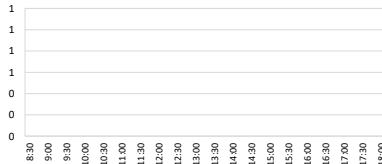


Singapore Fuel Oil 380cst

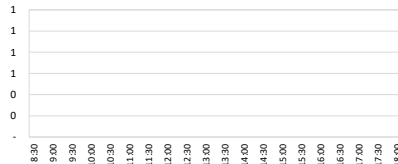
Period	Open	Close	Change	Highest Bid	Lowest Offer	Last Bid	Last Offer
NOV20	275.41	275.23	▼0.18				
DEC20	289.50	287.93	▼1.57				
JAN21	286.85	285.34	▼1.51				
FEB21	286.08	284.51	▼1.57				
Q121	286.10	284.53	▼1.57				
Q221	283.21	281.47	▼1.74				

OPEC are leaning towards delays the output cut relaxations in the new year, with the output due to be raised in January to 2 million barrels per day or the equivalent of 2% of global oil consumption.

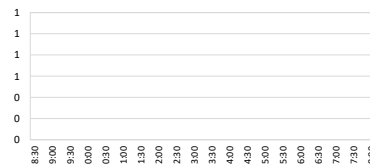
FOS S380 NOV20



FOS S380 DEC20



FOS S380 JAN21



Daily Volumes

Asset Class	27-Nov	26-Nov	25-Nov	24-Nov	23-Nov
Capesize 5TC (Lots)	920	1370	1180	555	275
Panamax 4TC (Lots)	1005	1745	2810	1890	1185
Iron Ore 62% (MT)	276000	282000	645000	832500	220000
FOS S380 (MT)	-	-	-	-	-

Best Regards,
Zhi Rui Ang
www.eexasia.com
Singapore: +65 6206 9828

Disclaimer:

This information has been prepared by the EEX Asia Team. Use of the information presented here is at your sole risk, and any content, material, and/or data presented or otherwise obtained through your use of the information in this document is at your own discretion and risk and you will be solely responsible for any damage to you personally or your company or organisation or business associates whatsoever which in anyway results from the use, reliance or application of such content material and/or information. Certain data has been obtained from various sources and any copyright existing in such data shall remain the property of the source. Except for the foregoing, the EEX Asia Team retains all copyright within this document. The copying or redistribution of any part of this document without the express written authority of the EEX Asia Team is forbidden. ©EEX Asia 2020