



EEX Asia End of Day Report

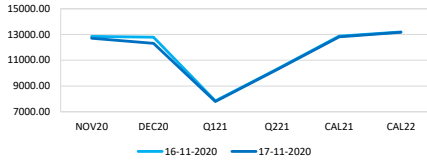
Tuesday, 17 November 2020

Capesize Average 5TC

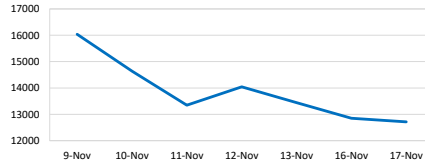
Period	Open	Close	Change	Daily High	Daily Low
NOV20	12850	12713	▼137	13100	13100
DEC20	12788	12319	▼469	13150	12100
Q121	7842	7796	▼46	7850	7750
Q221	10313	10281	▼32	10400	10300
CAL21	12873	12818	▼55	12850	12800
CAL22	13197	13175	▼22	-	-

The capesize market was initially content to simply drift lower today.

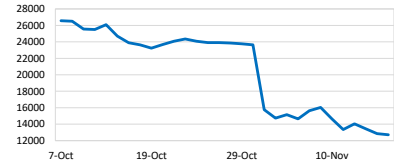
Closing Prices



Spot Prices of Last 7 Days



Spot Prices of Last 30 Days

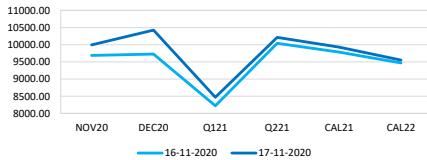


Panamax Average 4TC

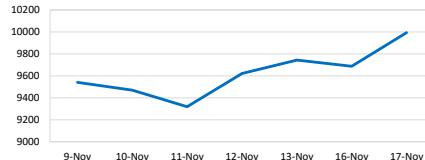
Period	Open	Close	Change	Daily High	Daily Low
NOV20	9688	9994	▲306	10000	9950
DEC20	9725	10425	▲700	10500	9850
Q121	8221	8469	▲248	8450	8350
Q221	10041	10213	▲172	10250	10150
CAL21	9782	9928	▲146	9900	9900
CAL22	9469	9553	▲84	-	-

The North Atlantic saw a reasonable push today as sources spoke of a healthy Baltic mineral demand in turn putting a squeeze for prompt tonnage open on the Continent for all trips.

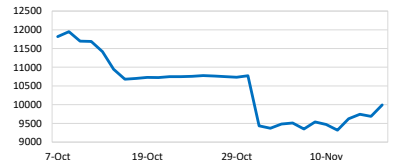
Closing Prices



Spot Prices of Last 7 Days



Spot Prices of Last 30 Days

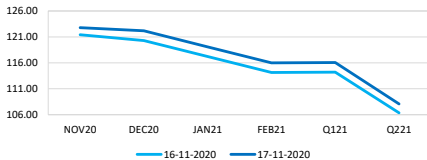


Iron Ore TSI0 62% Fe

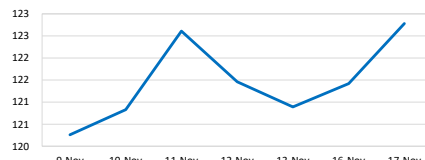
Period	Open	Close	Change	Daily High	Daily Low
NOV20	121.42	122.78	▲1.36	123.00	121.60
DEC20	120.29	122.18	▲1.89	122.70	120.50
JAN21	117.21	119.07	▲1.86	119.40	109.40
FEB21	114.14	116.01	▲1.87	116.35	106.35
Q121	114.20	116.05	▲1.85	115.55	115.25
Q221	106.36	108.07	▲1.72	-	-

Iron ore futures soared above \$122 on Tuesday in London as strong industrial and property data from China bolstered the outlook for demand.

Closing Prices



Spot Prices of Last 7 Days



Spot Prices of Last 30 Days

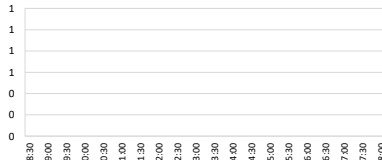


Singapore Fuel Oil 380cst

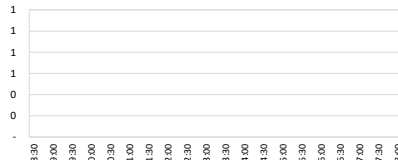
Period	Open	Close	Change	Highest Bid	Lowest Offer	Last Bid	Last Offer
NOV20	269.58	271.19	▲1.61				
DEC20	268.85	270.78	▲1.93				
JAN21	266.12	267.30	▲1.18				
FEB21	264.79	266.28	▲1.49				
Q121	264.90	266.34	▲1.44				
Q221	263.29	264.85	▲1.56				

A vaccine that is 95% effective has been announced by Moderna, which prompted oil markets to increase by upwards of 3.5% on Monday as hopes of a return to some kind of normality may soon become a reality, in turn increasing fuel consumption globally.

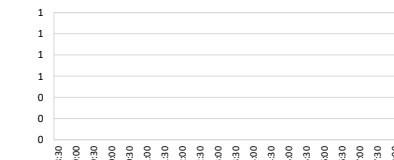
FOS S380 NOV20



FOS S380 DEC20



FOS S380 JAN21



Daily Volumes

Asset Class	17-Nov	16-Nov	13-Nov	12-Nov	11-Nov
Capesize 5TC (Lots)	755	611	350	470	1145
Panamax 4TC (Lots)	1896	655	1295	1150	1790
Iron Ore 62% (MT)	672000	340000	746000	1523500	775000
FOS S380 (MT)	-	-	-	-	-

Best Regards,
Zhi Rui Ang
www.eexasia.com
Singapore: +65 6206 9828

Disclaimer:

This information has been prepared by the EEX Asia Team. Use of the information presented here is at your sole risk, and any content, material, and/or data presented or otherwise obtained through your use of the information in this document is at your own discretion and risk and you will be solely responsible for any damage to you personally or your company or organisation or business associates whatsoever which in anyway results from the use, reliance or application of such content material and/or information. Certain data has been obtained from various sources and any copyright existing in such data shall remain the property of the source. Except for the foregoing, the EEX Asia Team retains all copyright within this document. The copying or redistribution of any part of this document without the express written authority of the EEX Asia Team is forbidden. ©EEX Asia 2020