

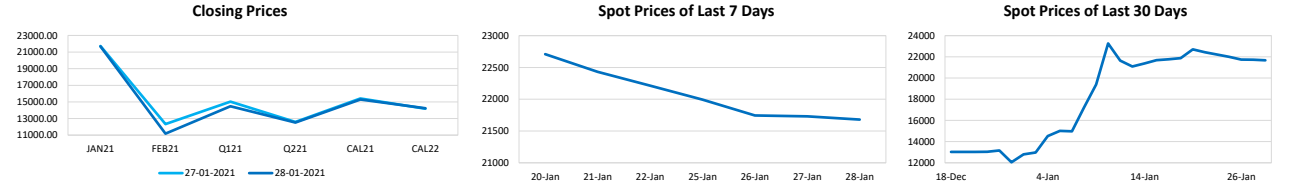
eexasia

EEX Asia End of Day Report

Thursday, 28 January 2021

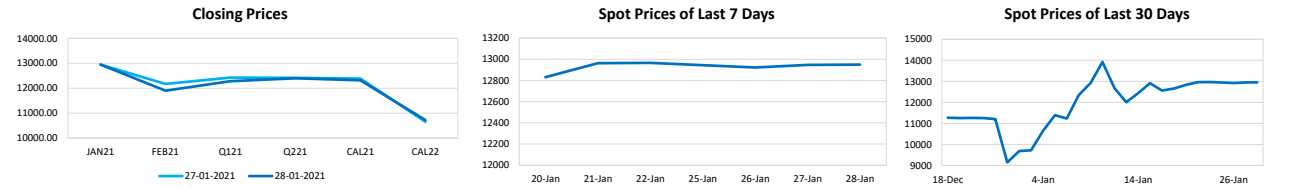
Capesize Average 5TC					
Period	Open	Close	Change	Daily High	Daily Low
JAN21	21731	21680	▼51	-	-
FEB21	12331	11181	▼1150	12000	11000
Q121	15032	14473	▼559	-	-
Q221	12591	12519	▼72	12750	12250
CAL21	15422	15292	▼130	14300	14300
CAL22	14178	14234	▲56	14300	14100

With the iron ore market taking a nose dive today in turn pushing down the major miners stock prices, the Capesize market was not alone in its negative sentiment.



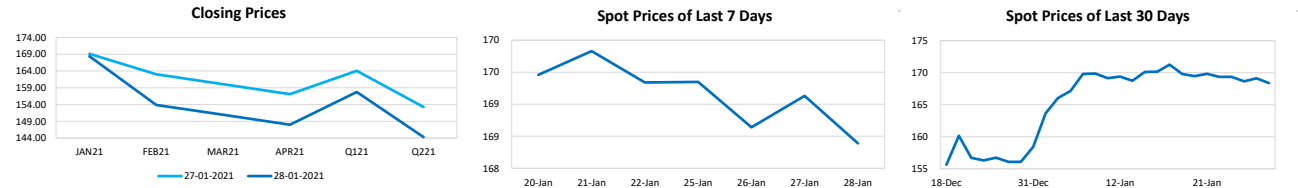
Panamax Average 4TC					
Period	Open	Close	Change	Daily High	Daily Low
JAN21	12947	12950	▲3	-	-
FEB21	12172	11903	▼269	12250	11800
Q121	12426	12281	▼145	-	-
Q221	12413	12400	▼13	12550	12200
CAL21	12384	12316	▼68	-	-
CAL22	10656	10722	▲66	-	-

A lacklustre trading day some said with little emerging.




Iron Ore TSIO 62% Fe					
Period	Open	Close	Change	Daily High	Daily Low
JAN21	169.13	168.39	▼0.74	168.10	168.10
FEB21	163.02	153.90	▼9.12	159.20	151.45
MAR21	160.08	150.94	▼9.14	156.25	149.75
APR21	157.09	148.01	▼9.08	153.50	147.90
Q121	164.08	157.74	▼6.33	-	-
Q221	153.26	144.31	▼8.96	143.70	142.00

Iron ore futures fell sharply on Thursday as investors whether the robust demand that propelled iron ore to multi-year highs would be sustainable.



Singapore Fuel Oil 380cst							
Period	Open	Close	Change	Highest Bid	Lowest Offer	Last Bid	Last Offer
JAN21	325.61	324.98	▼0.63				
FEB21	329.89	328.25	▼1.64				
MAR21	329.27	327.69	▼1.58				
APR21	327.21	325.42	▼1.79				
Q121	328.26	326.97	▼1.29				
Q221	324.78	322.81	▼1.97				

Oil markets were supported this week as there was a much greater than expected fall in oil stocks in the US at around 10 million barrels.



Daily Volumes					
Asset Class	28-Jan	27-Jan	26-Jan	25-Jan	22-Jan
Capesize 5TC (Lots)	920	625	1940	840	600
Panamax 4TC (Lots)	1035	1050	1375	2235	1790
Iron Ore 62% (MT)	981000	801200	1247000	1075000	685000
FOS S380 (MT)	-	-	-	-	-

Best Regards,
Zhi Rui Ang
www.eexasia.com
Singapore: +65 6206 9828

Disclaimer:
This information has been prepared by the EEX Asia Team. Use of the information presented here is at your sole risk, and any content, material, and/or data presented or otherwise obtained through your use of the information in this document is at your own discretion and risk and you will be solely responsible for any damage to you personally or your company or organisation or business associates whatsoever which in anyway results from the use, reliance or application of such content material and/or information. Certain data has been obtained from various sources and any copyright existing in such data shall remain the property of the source. Except for the foregoing, the EEX Asia Team retains all copyright within this document. The copying or redistribution of any part of this document without the express written authority of the EEX Asia Team is forbidden. ©EEX Asia 2020