

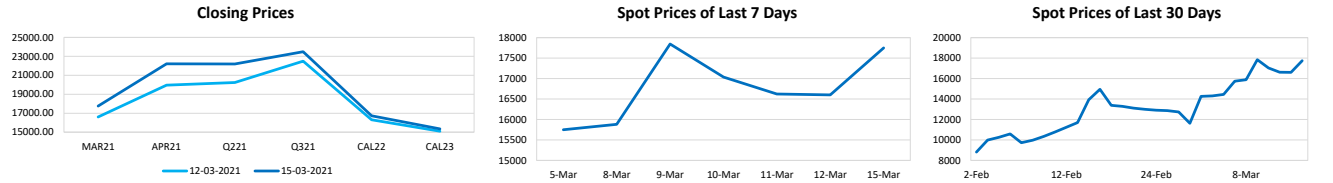


EEX Asia End of Day Report

Monday, 15 March 2021

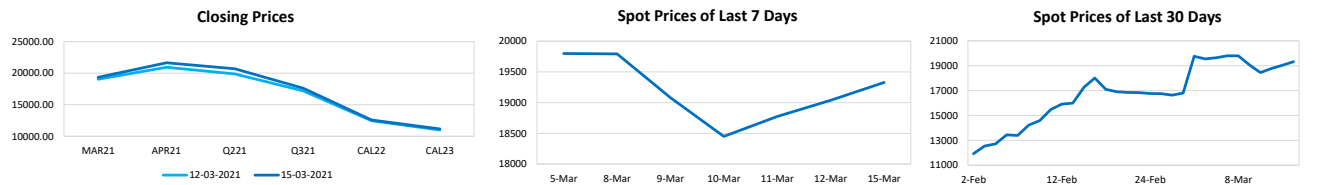
Capesize Average 5TC					
Period	Open	Close	Change	Daily High	Daily Low
MAR21	16600	17750	▲1150	19500	17000
APR21	19956	22213	▲2257	22000	20500
Q221	20241	22197	▲1956	22500	21500
Q321	22497	23491	▲994	23500	23250
CAL22	16313	16731	▲418	16725	16500
CAL23	15103	15347	▲244	15400	15350

The Capesize market rose today \$313 bringing the 5TC to \$17,054 as we move into the final few weeks of Q1.



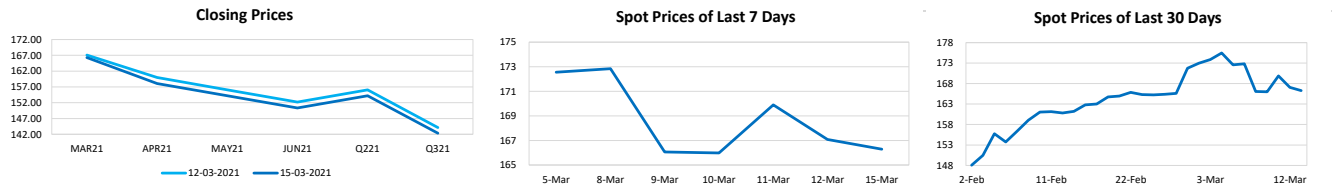
Panamax Average 4TC					
Period	Open	Close	Change	Daily High	Daily Low
MAR21	19038	19328	▲290	19500	19400
APR21	20931	21641	▲710	21650	21375
Q221	19883	20687	▲803	21000	20400
Q321	17184	17606	▲422	17750	17500
CAL22	12459	12575	▲116	12600	12600
CAL23	10997	11166	▲169	11225	11225

Period rates appeared strong with talk of Panoecean securing the Alpha Pride (82,032 2019) CJK 20/25 March with some reports of fixing for about 8/10 months charter at \$19,000 whilst others mentioned \$19,250 for 1 year's period.



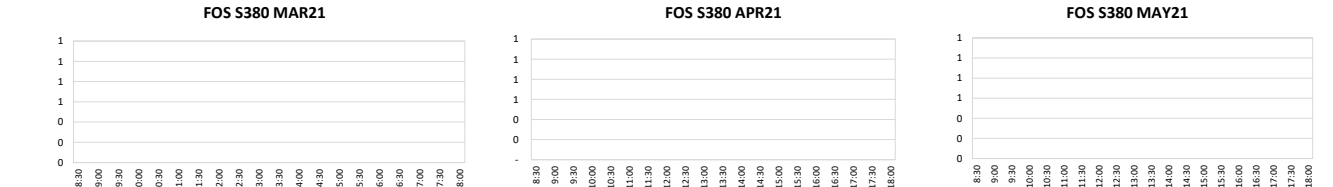
Iron Ore TSIO 62% Fe					
Period	Open	Close	Change	Daily High	Daily Low
MAR21	167.08	166.29	▼0.79	166.50	164.00
APR21	159.97	158.09	▼1.88	159.00	153.50
MAY21	156.06	154.20	▼1.86	154.55	150.00
JUN21	152.20	150.32	▼1.88	-	-
Q221	156.08	154.20	▼1.87	-	-
Q321	144.13	142.35	▼1.78	-	-

Iron ore alternated between gains and losses on Monday as investors dwell on China's steel demand.



Singapore Fuel Oil 380cst							
Period	Open	Close	Change	Highest Bid	Lowest Offer	Last Bid	Last Offer
MAR21	392.39	395.11	▲2.72				
APR21	392.43	395.30	▲2.87				
MAY21	390.18	392.71	▲2.53				
JUN21	386.68	389.06	▲2.38				
Q221	389.76	392.36	▲2.60				
Q321	378.21	380.51	▲2.30				

The US stimulus package had sent the global economy into a optimistic mood in the past week as Biden officially signed it into law, with the weakening dollar pushing oil prices to unprecedented highs with US crude reaching prices not seen since 2018.



Daily Volumes					
Asset Class	15-Mar	12-Mar	11-Mar	10-Mar	9-Mar
Capesize 5TC (Lots)	1885	1005	1210	1585	2930
Panamax 4TC (Lots)	3015	3390	3330	2990	2965
Iron Ore 62% (MT)	725000	547200	1157500	760500	2076500
FOS S380 (MT)	-	-	-	-	-

Best Regards,

www.eexasia.com  
Singapore: +65 6206 9828

Disclaimer:

This information has been prepared by the EEX Asia Team. Use of the information presented here is at your sole risk, and any content, material, and/or data presented or otherwise obtained through your use of the information in this document is at your own discretion and risk and you will be solely responsible for any damage to you personally or your company or organisation or business associates whatsoever which in anyway results from the use, reliance or application of such content material and/or information. Certain data has been obtained from various sources and any copyright existing in such data shall remain the property of the source. Except for the foregoing, the EEX Asia Team retains all copyright within this document. The copying or redistribution of any part of this document without the express written authority of the EEX Asia Team is forbidden. ©EEX Asia 2020