

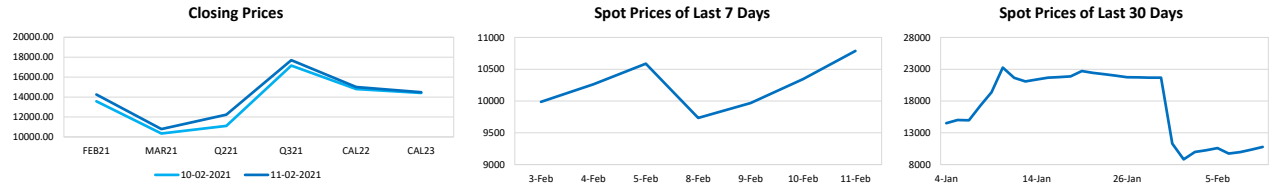
eexasia

EEX Asia End of Day Report

Thursday, 11 February 2021

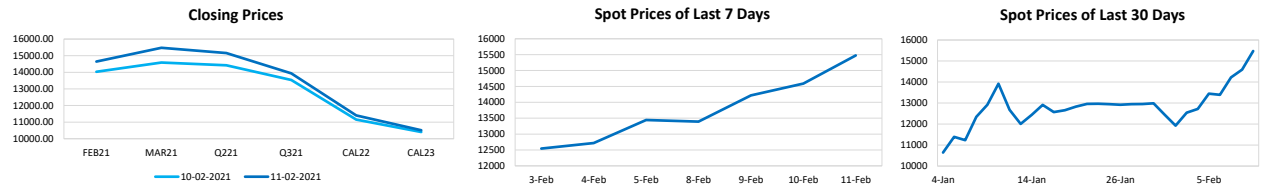
Capesize Average 5TC					
Period	Open	Close	Change	Daily High	Daily Low
FEB21	13582	14258	▲676	10500	10200
MAR21	10344	10788	▲444	10000	8250
Q221	11104	12236	▲1132	14000	13000
Q321	17160	17704	▲544	18750	18238
CAL22	14813	15014	▲201	15050	14850
CAL23	14412	14483	▲71	-	-

As the Chinese New Year takes hold in Asia the Capesize market was quiet as expected.



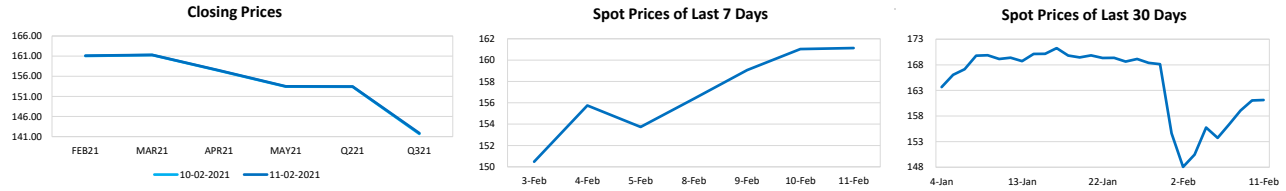
Panamax Average 4TC					
Period	Open	Close	Change	Daily High	Daily Low
FEB21	14031	14646	▲615	15500	14300
MAR21	14588	15475	▲887	15500	14400
Q221	14424	15160	▲736	14900	14000
Q321	13534	13933	▲399	14550	13000
CAL22	11157	11403	▲246	11450	10950
CAL23	10404	10510	▲106	-	-

A slower day for the Panamax market today following the recent frenetic pace from EC South America



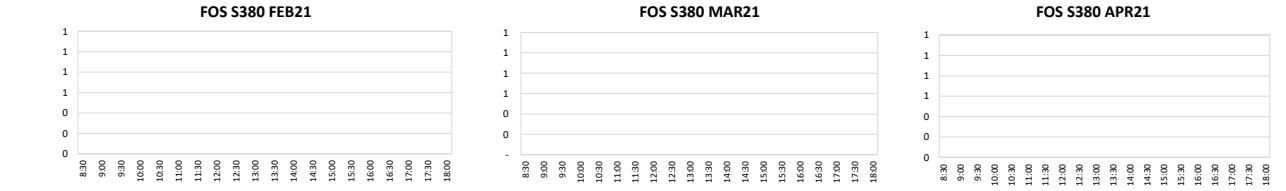
Iron Ore TSIO 62% Fe					
Period	Open	Close	Change	Daily High	Daily Low
FEB21	161.03	161.13	▲0.10	-	-
MAR21	161.27	161.31	▲0.04	-	-
APR21	157.39	157.45	▲0.06	-	-
MAY21	153.41	153.49	▲0.08	-	-
Q221	153.39	153.47	▲0.08	-	-
Q321	141.68	141.86	▲0.18	-	-

Happy Chinese New Year, we wish you and your family all the best in the year of Ox. Gong Xi Fa Cai!



Singapore Fuel Oil 380cst							
Period	Open	Close	Change	Highest Bid	Lowest Offer	Last Bid	Last Offer
FEB21	352.05	352.98	▲0.91				
MAR21	354.42	357.71	▲3.29				
APR21	352.89	356.26	▲3.37				
MAY21	350.61	353.94	▲3.33				
Q221	350.37	353.69	▲3.32				
Q321	340.50	344.76	▲4.26				

Supply from Libya may start to slowly increase as the month-long strike as some key ports are coming to an ends today.



Daily Volumes					
Asset Class	11-Feb	10-Feb	9-Feb	8-Feb	5-Feb
Capesize 5TC (Lots)	1218	1220	630	540	677
Panamax 4TC (Lots)	3965	5750	3270	1295	3900
Iron Ore 62% (MT)	-	450000	823000	604000	926000
FOS S380 (MT)	-	-	-	-	-

Best Regards,
Zhi Rui Ang
www.eexasia.com
Singapore: +65 6206 9828

Disclaimer:
This information has been prepared by the EEX Asia Team. Use of the information presented here is at your sole risk, and any content, material, and/or data presented or otherwise obtained through your use of the information in this document is at your own discretion and risk and you will be solely responsible for any damage to you personally or your company or organisation or business associates whatsoever which in anyway results from the use, reliance or application of such content material and/or information. Certain data has been obtained from various sources and any copyright existing in such data shall remain the property of the source. Except for the foregoing, the EEX Asia Team retains all copyright within this document. The copying or redistribution of any part of this document without the express written authority of the EEX Asia Team is forbidden. ©EEX Asia 2020