

eexasia

EEX Asia End of Day Report

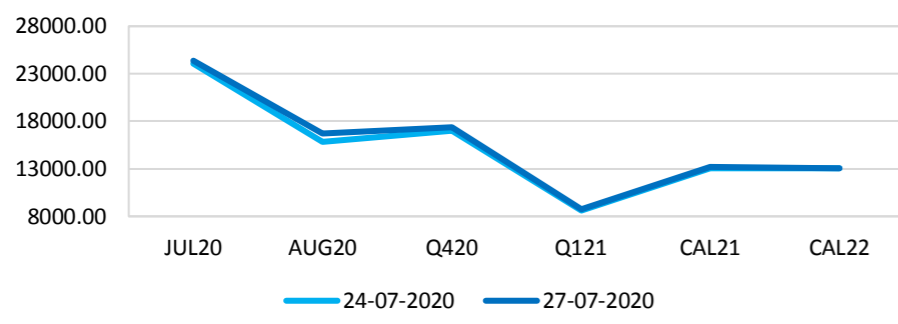
Monday, 27 July 2020

Capesize Average 5TC

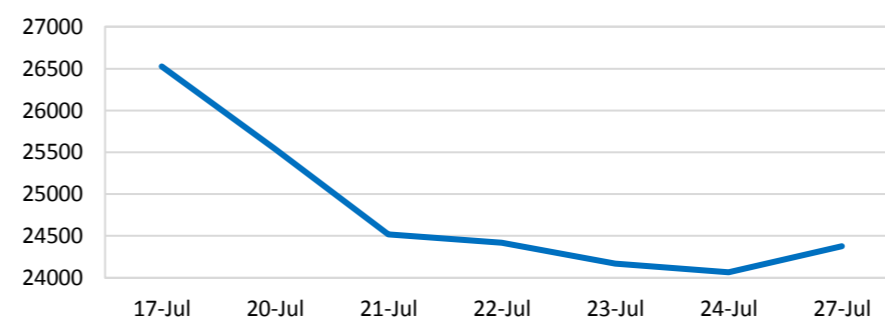
Period	Open	Close	Change	Daily High	Daily Low
JUL20	24066	24378	▲312	-	-
AUG20	15828	16722	▲894	16750	16500
Q420	17044	17363	▲319	17350	17200
Q121	8613	8750	▲137	-	-
CAL21	13076	13171	▲95	13200	13050
CAL22	13038	13038	0	-	-

The last weeks downward momentum eased in the market day as the Capesize 5TC index dropped a paltry -270 to settle at \$17,014.

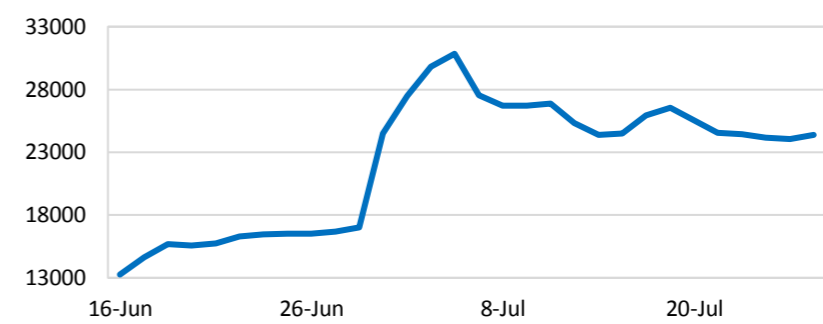
Closing Prices



Spot Prices of Last 7 Days



Spot Prices of Last 30 Days

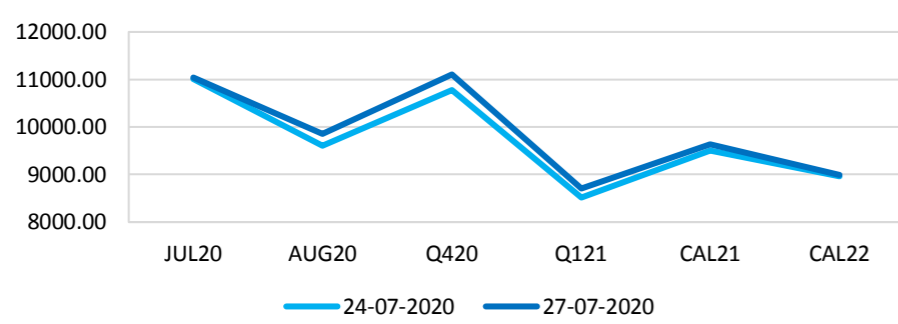


Panamax Average 4TC

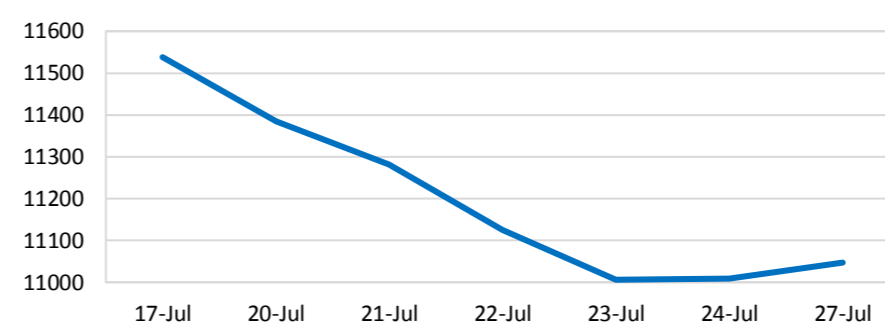
Period	Open	Close	Change	Daily High	Daily Low
JUL20	11009	11047	▲38	-	-
AUG20	9606	9856	▲250	10000	9850
Q420	10775	11106	▲331	11100	10900
Q121	8516	8706	▲190	8750	8750
CAL21	9505	9637	▲132	9650	9650
CAL22	8959	8991	▲32	-	-

A negative start to the week with rates carrying on their falls on all BPI routes and the immediate outlook for now looking gloomy especially in the Atlantic.

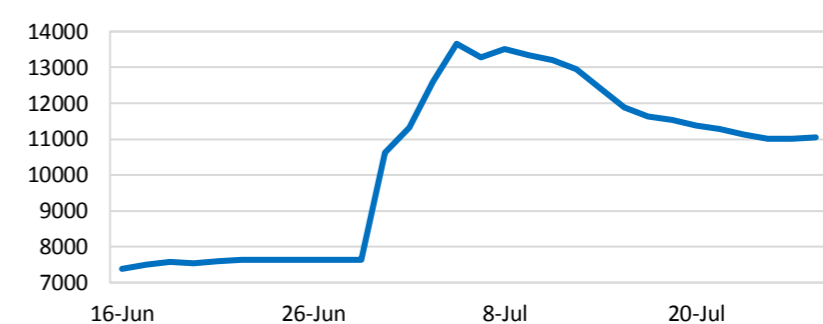
Closing Prices



Spot Prices of Last 7 Days



Spot Prices of Last 30 Days

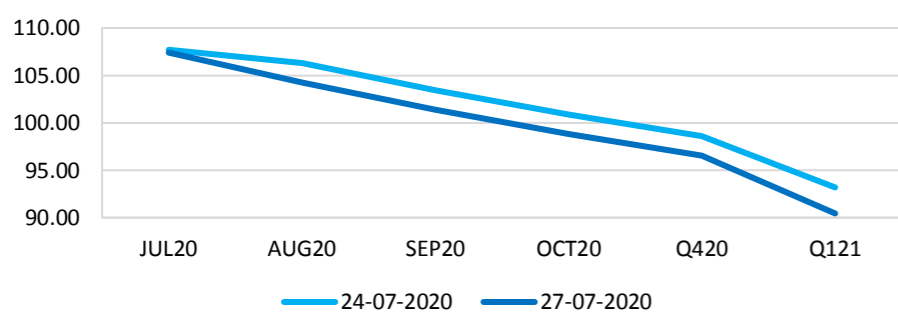


Iron Ore TSIO 62% Fe

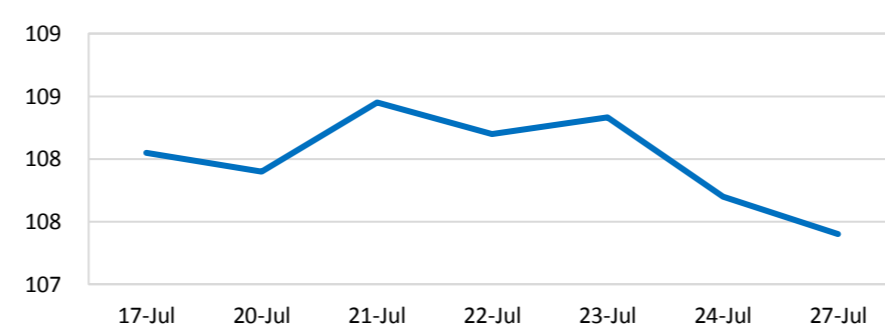
Period	Open	Close	Change	Daily High	Daily Low
JUL20	107.70	107.40	▼0.30	107.45	107.45
AUG20	106.30	104.23	▼2.07	105.15	104.10
SEP20	103.45	101.39	▼2.06	102.00	101.15
OCT20	100.85	98.83	▼2.02	-	-
Q420	98.57	96.52	▼2.05	97.00	97.00
Q121	93.18	90.44	▼2.75	-	-

A slow start to the week with Iron ore futures dropping to a two-week low, closing the best part of 2 dollars lower than London's closing curve on Friday as signs of a softening Chinese steel market weighed on sentiment.

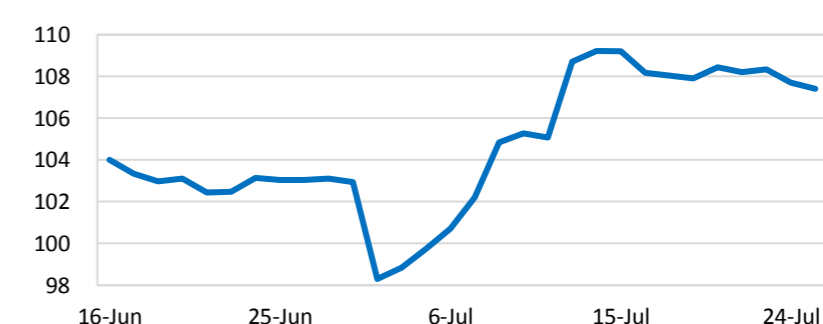
Closing Prices



Spot Prices of Last 7 Days



Spot Prices of Last 30 Days




Singapore Fuel Oil 380cst

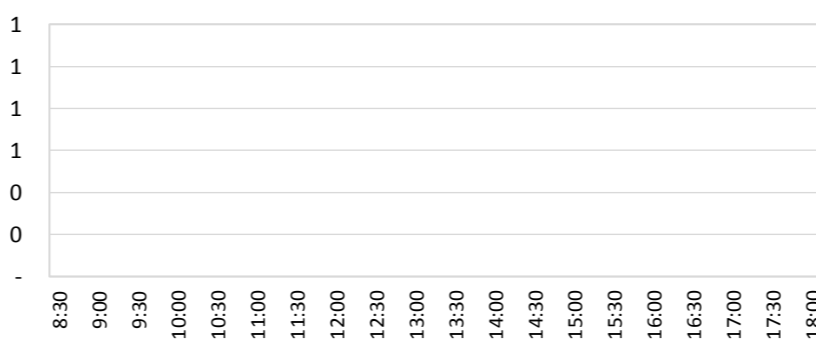
Period	Open	Close	Change	Highest Bid	Lowest Offer	Last Bid	Last Offer
JUL20	246.73	246.65	▼0.08				
AUG20	249.00	245.38	▼3.62				
SEP20	250.25	246.76	▼3.49				
OCT20	251.65	248.31	▼3.34				
Q420	253.20	249.83	▼3.37				
Q121	256.44	255.31	▼1.13				

While economic uncertainties continue to cloud the short term demand outlook, the global crude complex continues to be supported by the weakening US dollar, euphoria over positive vaccine results as well as the European and US fiscal stimulus packages.


FOS S380 JUL20



FOS S380 AUG20



FOS S380 SEP20



Daily Volumes

Asset Class	27-Jul	24-Jul	23-Jul	22-Jul	21-Jul
Capesize 5TC (Lots)	465	220	1810	730	1702
Panamax 4TC (Lots)	620	555	1815	1756	1500
Iron Ore 62% (MT)	209000	771500	378000	548000	1042000
FOS S380 (MT)	-	-	-	-	-

Best Regards,
Zhi Rui Ang
www.eexasia.com
Singapore: +65 6206 9828

Disclaimer:
This information has been prepared by the EEX Asia Team. Use of the information presented here is at your sole risk, and any content, material, and/or data presented or otherwise obtained through your use of the information in this document is at your own discretion and risk and you will be solely responsible for any damage to you personally or your company or organisation or business associates whatsoever which in anyway results from the use, reliance or application of such content material and/or information. Certain data has been obtained from various sources and any copyright existing in such data shall remain the property of the source. Except for the foregoing, the EEX Asia Team retains all copyright within this document. The copying or redistribution of any part of this document without the express written authority of the EEX Asia Team is forbidden.
©EEX Asia 2020