



EEX Asia End of Day Report

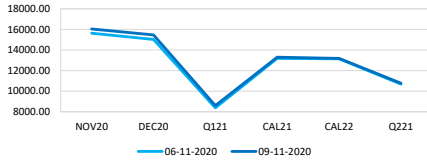
Monday, 09 November 2020

Capesize Average 5TC

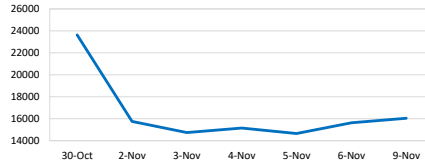
Period	Open	Close	Change	Daily High	Daily Low
NOV20	15625	16038	▲413	16100	15850
DEC20	15016	15456	▲440	15500	15350
Q121	8376	8599	▲223	8400	8400
Q221	10681	10775	▲94	10750	10750
CAL21	13186	13294	▲107	13200	13200
CAL22	13144	13188	▲44	13200	13200

The Capesize market got off to a positive start this week lifting across almost all curves.

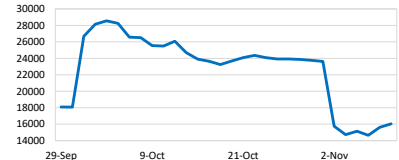
Closing Prices



Spot Prices of Last 7 Days



Spot Prices of Last 30 Days

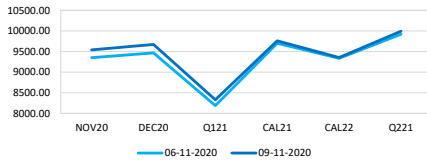


Panamax Average 4TC

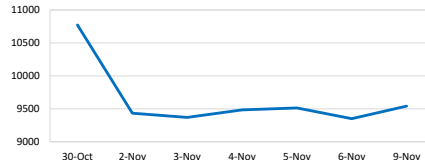
Period	Open	Close	Change	Daily High	Daily Low
NOV20	9350	9541	▲191	9550	9450
DEC20	9469	9672	▲203	9750	9600
Q121	8189	8330	▲142	8400	8175
Q221	9919	9994	▲75	10000	9900
CAL21	9700	9759	▲59	9750	9750
CAL22	9338	9356	▲18	-	-

A muted start to the week in both basins, with little information surfacing.

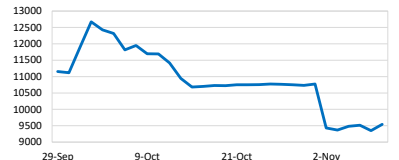
Closing Prices



Spot Prices of Last 7 Days



Spot Prices of Last 30 Days

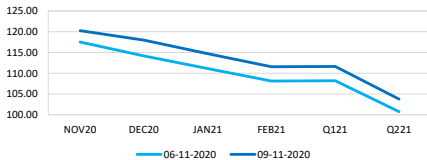


Iron Ore TSI0 62% Fe

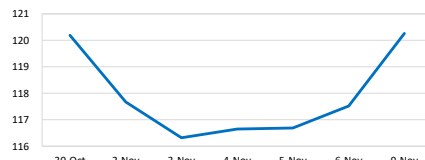
Period	Open	Close	Change	Daily High	Daily Low
NOV20	117.52	120.26	▲2.74	120.70	119.40
DEC20	114.17	117.99	▲3.82	119.00	117.00
JAN21	111.11	114.70	▲3.59	115.60	114.80
FEB21	108.11	111.56	▲3.45	112.05	110.90
Q121	108.18	111.63	▲3.45	112.25	111.00
Q221	100.73	103.76	▲3.03	104.40	104.40

Iron ore futures advanced on robust demand and better steel prices. According to data from Customs General Administration, iron ore inbound flows topped 100 million tonnes for the fifth month in October, putting volumes on track to hit 1 billion this year in a sign of strong demand despite a buildup in inventories.

Closing Prices



Spot Prices of Last 7 Days



Spot Prices of Last 30 Days

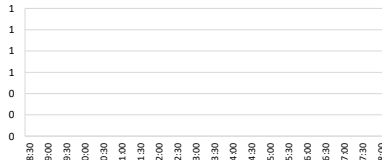


Singapore Fuel Oil 380cst

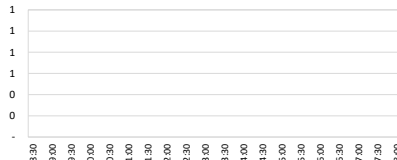
Period	Open	Close	Change	Highest Bid	Lowest Offer	Last Bid	Last Offer
NOV20	251.69	251.57	▼0.12				
DEC20	248.81	247.88	▼0.93				
JAN21	247.64	246.93	▼0.71				
FEB21	248.03	246.98	▼1.05				
Q121	247.99	247.09	▼0.90				
Q221	249.43	248.64	▼0.79				

Libyan oil supply has reached the one million barrel per day mark. Output was scheduled to meet the one million barrel per day mark in mid-November, but production has since surged to be able to produce the one million mark from the OPEC nation. Oil market participants are cautious of the fact a new democratic president intent on reducing the reliance on oil in the US will bring about renewed frustrations.

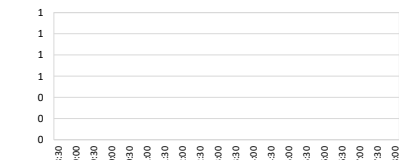
FOS S380 NOV20



FOS S380 DEC20



FOS S380 JAN21



Daily Volumes

Asset Class	9-Nov	6-Nov	5-Nov	4-Nov	3-Nov
Capesize 5TC (Lots)	610	548	1064	594	620
Panamax 4TC (Lots)	1745	2060	1080	655	1295
Iron Ore 62% (MT)	680200	471000	421000	370500	736000
FOS S380 (MT)	-	-	-	-	-

Best Regards,
Zhi Rui Ang
www.eexasia.com
Singapore: +65 6206 9828

Disclaimer:

This information has been prepared by the EEX Asia Team. Use of the information presented here is at your sole risk, and any content, material, and/or data presented or otherwise obtained through your use of the information in this document is at your own discretion and risk and you will be solely responsible for any damage to you personally or your company or organisation or business associates whatsoever which in anyway results from the use, reliance or application of such content material and/or information. Certain data has been obtained from various sources and any copyright existing in such data shall remain the property of the source. Except for the foregoing, the EEX Asia Team retains all copyright within this document. The copying or redistribution of any part of this document without the express written authority of the EEX Asia Team is forbidden. ©EEX Asia 2020