



EEX Asia End of Day Report

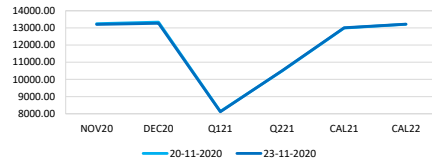
Monday, 23 November 2020

Capesize Average 5TC

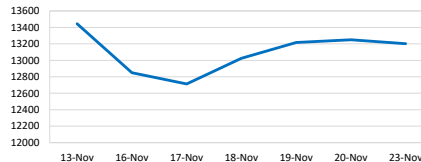
Period	Open	Close	Change	Daily High	Daily Low
NOV20	13250	13203	▼47	13200	13200
DEC20	13338	13269	▼69	13550	13200
Q121	8139	8116	▼23	8100	8100
Q221	10491	10513	▲22	-	-
CAL21	12992	13011	▲19	13000	13000
CAL22	13216	13225	▲9	-	-

A small improvement in the Pacific sentiment today provided enough motivation for the Capesize market to lift.

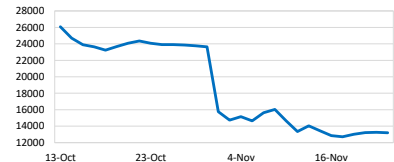
Closing Prices



Spot Prices of Last 7 Days



Spot Prices of Last 30 Days

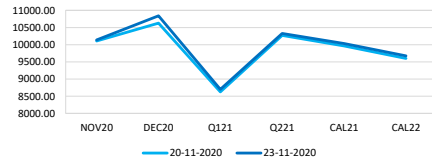


Panamax Average 4TC

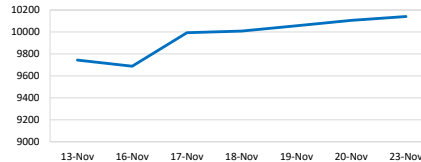
Period	Open	Close	Change	Daily High	Daily Low
NOV20	10106	10141	▲35	10950	10950
DEC20	10628	10841	▲213	10975	10700
Q121	8626	8700	▲74	8850	8675
Q221	10272	10328	▲56	10300	10300
CAL21	9966	10035	▲70	10100	10050
CAL22	9600	9675	▲75	-	-

The usual sombre start to the week failed to dampen last week's sentiment.

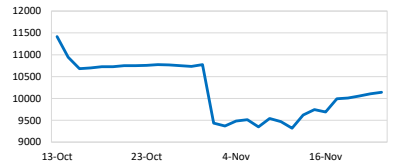
Closing Prices



Spot Prices of Last 7 Days



Spot Prices of Last 30 Days

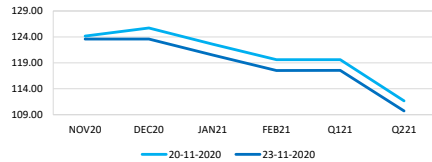


Iron Ore TSI0 62% Fe

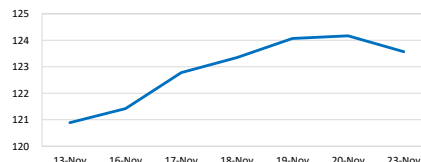
Period	Open	Close	Change	Daily High	Daily Low
NOV20	124.17	123.57	▼0.60	-	-
DEC20	125.72	123.59	▼2.13	124.75	123.10
JAN21	122.60	120.51	▼2.09	120.50	120.20
FEB21	119.60	117.51	▼2.09	-	-
Q121	119.62	117.55	▼2.07	-	-
Q221	111.67	109.72	▼1.94	-	-

Iron ore futures retreated from the highest in more than six years on signs that Chinese steel demand is wavering.

Closing Prices



Spot Prices of Last 7 Days



Spot Prices of Last 30 Days

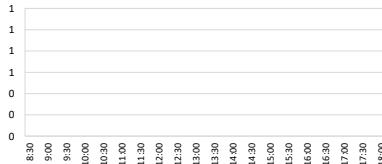


Singapore Fuel Oil 380cst

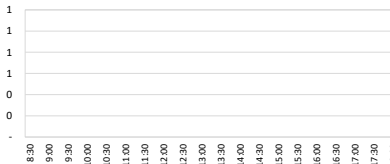
Period	Open	Close	Change	Highest Bid	Lowest Offer	Last Bid	Last Offer
NOV20	271.82	273.59	▲1.77				
DEC20	273.38	278.22	▲4.84				
JAN21	269.53	274.62	▲5.09				
FEB21	267.83	273.27	▲5.44				
Q121	268.06	273.34	▲5.28				
Q221	265.52	271.74	▲6.22				

India's prime minister has declared that the nation will be doubling its oil refining capacity in the next five years, accelerating its original plans and timeline for the country's capacity, even though the Coronavirus has blighted the economy.

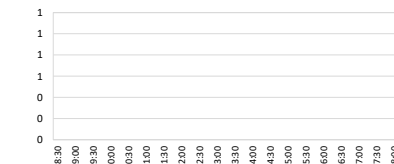
FOS S380 NOV20



FOS S380 DEC20



FOS S380 JAN21



Daily Volumes

Asset Class	23-Nov	20-Nov	19-Nov	18-Nov	17-Nov
Capesize 5TC (Lots)	275	460	480	530	755
Panamax 4TC (Lots)	1185	755	2215	1015	1896
Iron Ore 62% (MT)	220000	711500	391000	700000	672000
FOS S380 (MT)	-	-	-	-	-

Best Regards,
Zhi Rui Ang
www.eexasia.com
Singapore: +65 6206 9828

Disclaimer:

This information has been prepared by the EEX Asia Team. Use of the information presented here is at your sole risk, and any content, material, and/or data presented or otherwise obtained through your use of the information in this document is at your own discretion and risk and you will be solely responsible for any damage to you personally or your company or organisation or business associates whatsoever which in anyway results from the use, reliance or application of such content material and/or information. Certain data has been obtained from various sources and any copyright existing in such data shall remain the property of the source. Except for the foregoing, the EEX Asia Team retains all copyright within this document. The copying or redistribution of any part of this document without the express written authority of the EEX Asia Team is forbidden. ©EEX Asia 2020