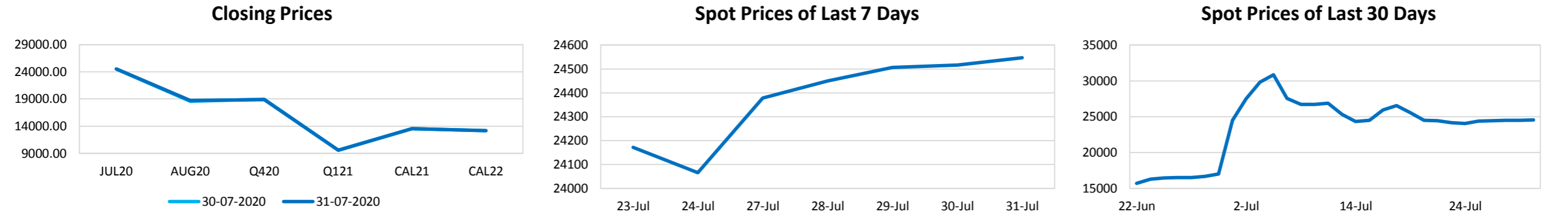


eexasia

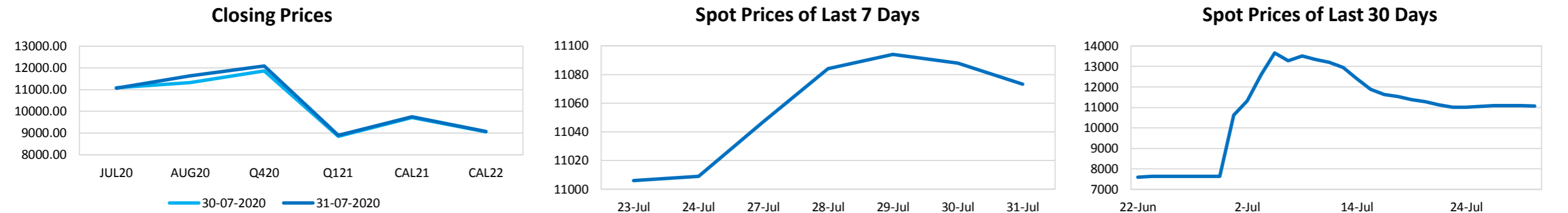
EEX Asia End of Day Report

Friday, 31 July 2020

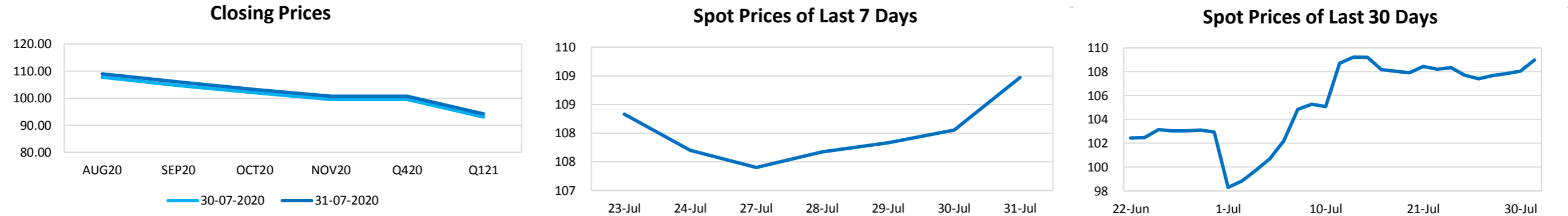
Capesize Average 5TC						A combination of month end and a number of traders heading off for a summer holiday left the FFA market lacking any inspiration to trade. The prompt periods found some light support after a relatively flat index but ultimately failed to gain any momentum.
Period	Open	Close	Change	Daily High	Daily Low	
JUL20	24516	24547	▲31	-	-	
AUG20	18606	18713	▲107	18600	18500	
Q420	18931	18892	▼39	19000	18750	
Q121	9569	9581	▲12	-	-	
CAL21	13550	13528	▼23	-	-	
CAL22	13181	13181	0	-	-	



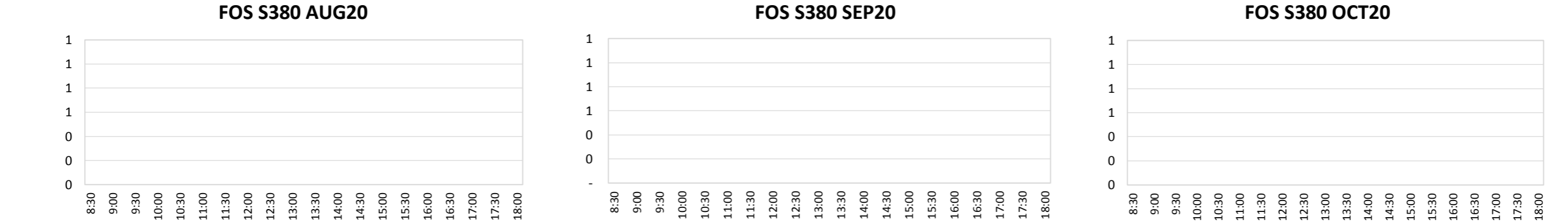
Panamax Average 4TC						Lethargic close the week on panamax paper with rates ticking up on light volume on the back of some short covering.
Period	Open	Close	Change	Daily High	Daily Low	
JUL20	11088	11073	▼15	-	-	
AUG20	11328	11644	▲316	11700	11700	
Q420	11863	12091	▲228	12150	12100	
Q121	8849	8897	▲48	8900	8825	
CAL21	9708	9748	▲40	9800	9750	
CAL22	9063	9066	▲3	-	-	



Iron Ore TSIO 62% Fe						Iron ore futures advanced on Friday after the latest China factory output data showed that the nation's economy is showing continued upward momentum.
Period	Open	Close	Change	Daily High	Daily Low	
AUG20	107.74	108.97	▲1.23	109.00	106.85	
SEP20	104.74	105.94	▲1.20	106.00	104.50	
OCT20	102.02	103.19	▲1.17	103.25	103.25	
NOV20	99.48	100.64	▲1.16	-	-	
Q420	99.52	100.67	▲1.15	101.00	101.00	
Q121	93.06	94.20	▲1.14	-	-	



Singapore Fuel Oil 380cst								Analysts said oil has been buoyed by a slump in the dollar, dropping to a more-than-two-year low as it tumbled 4.5% in July, on track for its biggest monthly decline since September 2010, according to FactSet.
Period	Open	Close	Change	Highest Bid	Lowest Offer	Last Bid	Last Offer	
AUG20	252.27	250.73	▼1.54					
SEP20	252.00	249.33	▼2.67					
OCT20	251.39	249.11	▼2.28					
NOV20	251.90	249.02	▼2.88					
Q420	252.27	249.30	▼2.97					
Q121	255.48	255.91	▲0.43					



Daily Volumes					
Asset Class	31-Jul	30-Jul	29-Jul	28-Jul	27-Jul
Capesize 5TC (Lots)	65	165	790	1910	465
Panamax 4TC (Lots)	975	1930	3200	2155	620
Iron Ore 62% (MT)	245000	365000	495000	504000	209000
FOS S380 (MT)	-	-	-	-	-

Best Regards,  
Zhi Rui Ang  
www.eexasia.com  
Singapore: +65 6206 9828

**Disclaimer:**  
This information has been prepared by the EEX Asia Team. Use of the information presented here is at your sole risk, and any content, material, and/or data presented or otherwise obtained through your use of the information in this document is at your own discretion and risk and you will be solely responsible for any damage to you personally or your company or organisation or business associates whatsoever which in anyway results from the use, reliance or application of such content material and/or information. Certain data has been obtained from various sources and any copyright existing in such data shall remain the property of the source. Except for the foregoing, the EEX Asia Team retains all copyright within this document. The copying or redistribution of any part of this document without the express written authority of the EEX Asia Team is forbidden.  
©EEX Asia 2020