

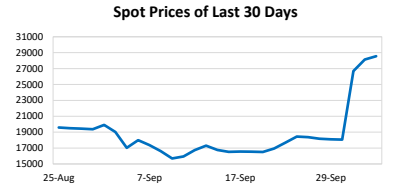
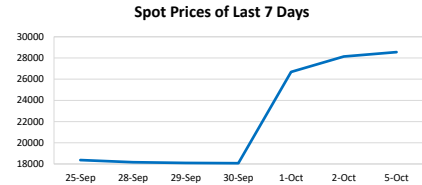
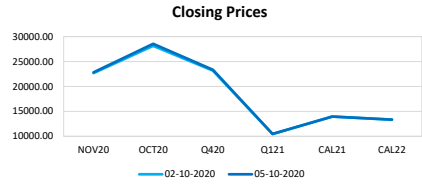
eexasia

EEX Asia End of Day Report

Monday, 05 October 2020

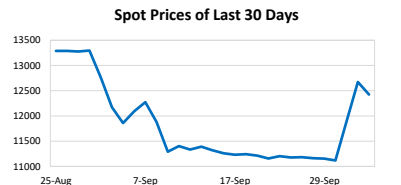
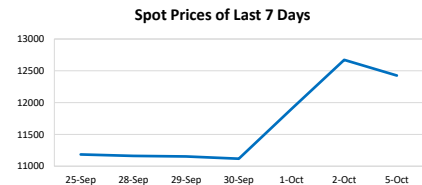
Capesize Average 5TC					
Period	Open	Close	Change	Daily High	Daily Low
OCT20	28144	28553	▲ 409	28800	27500
NOV20	22694	22838	▲ 144	23250	23000
Q420	23181	23354	▲ 173	23600	23400
Q121	10456	10475	▲ 19	10550	10500
CAL21	13952	13950	▼ 1	13950	13950
CAL22	13334	13366	▲ 32	-	-

Strong sentiment continued to prevail today on Capes across most routes. The Pacific basin saw the C5 West Australia to China route appreciate in what appeared a mildly active day on the route. The Brazil to China C3 voyage route softened a tick as rumours of Capesize stems being split down to Baby Capes and Panamax were heard below the index levels.



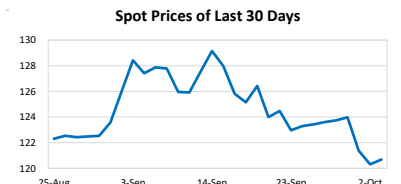
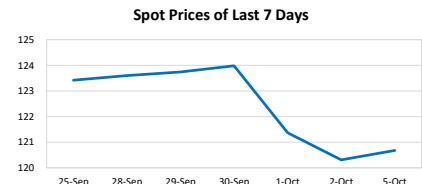
Panamax Average 4TC					
Period	Open	Close	Change	Daily High	Daily Low
OCT20	12672	12425	▼ 247	12500	11600
NOV20	12809	12609	▼ 200	12800	12750
Q420	12524	12331	▼ 193	12500	12500
Q121	9606	9513	▼ 93	9600	9500
CAL21	10418	10366	▼ 52	10350	10200
CAL22	9416	9419	▲ 3	-	-

Holidays in China continued to run this week, but some sources spoke of healthier demand seen from Indonesia adding to a solid looking NoPac market, so the immediate outlook appears moderately stronger although some spot/prompt tonnage still remain unfixed.



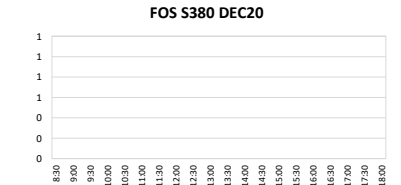
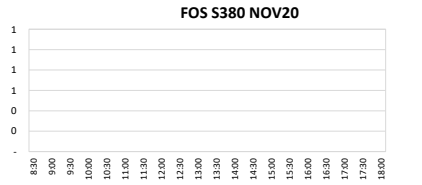
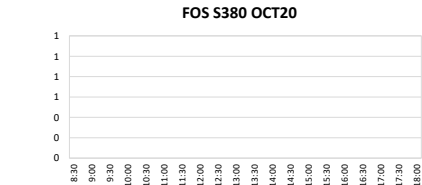
Iron Ore TSIQ 62% Fe					
Period	Open	Close	Change	Daily High	Daily Low
OCT20	120.31	120.68	▲ 0.37	-	-
NOV20	116.22	116.34	▲ 0.12	-	-
DEC20	112.65	112.76	▲ 0.11	-	-
JAN21	109.60	109.70	▲ 0.10	-	-
Q420	116.39	116.59	▲ 0.20	-	-
Q121	106.70	106.81	▲ 0.11	-	-

Iron ore future market remains thin activities due to the absence of Chinese participants away celebrating the golden week holiday.



Singapore Fuel Oil 380cst							
Period	Open	Close	Change	Highest Bid	Lowest Offer	Last Bid	Last Offer
OCT20	236.81	231.18	▼ 5.63				
NOV20	235.04	231.51	▼ 3.53				
DEC20	236.44	232.77	▼ 3.67				
JAN21	237.92	234.69	▼ 3.23				
Q420	236.10	231.82	▼ 4.28				
Q121	239.65	236.52	▼ 3.13				

Reports over the weekend look at the supply gap that could arise from the lack of investment from oil majors, with NOCs being able to plug the gap between supply and demand over the coming years as investment into green energies has been accelerated over the pandemic as oil demand has faltered.



Daily Volumes					
Asset Class	5-Oct	2-Oct	1-Oct	30-Sep	29-Sep
Capesize 5TC (Lots)	855	1634	1540	995	1302
Panamax 4TC (Lots)	600	2245	1745	1200	1655
Iron Ore 62% (MT)	-	110000	230000	1035000	888000
FOS S380 (MT)	-	-	-	-	-

Best Regards,
Zhi Rui Ang
www.eexasia.com
Singapore: +65 6206 9828

Disclaimer:
This information has been prepared by the EEX Asia Team. Use of the information presented here is at your sole risk, and any content, material, and/or data presented or otherwise obtained through your use of the information in this document is at your own discretion and risk and you will be solely responsible for any damage to you personally or your company or organisation or business associates whatsoever which in anyway results from the use, reliance or application of such content material and/or information. Certain data has been obtained from various sources and any copyright existing in such data shall remain the property of the source. Except for the foregoing, the EEX Asia Team retains all copyright within this document. The copying or redistribution of any part of this document without the express written authority of the EEX Asia Team is forbidden. ©EEX Asia 2020