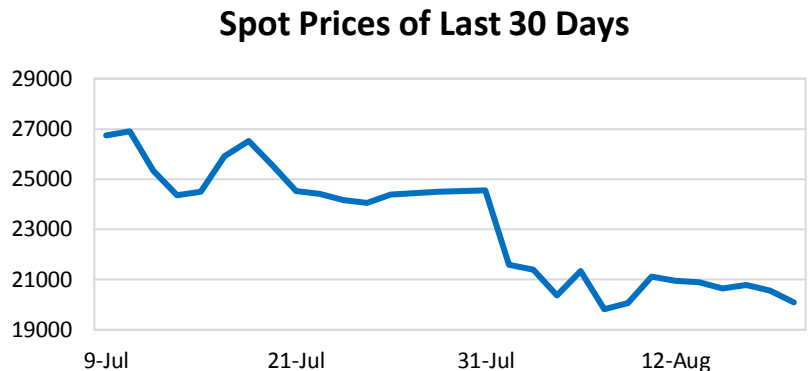
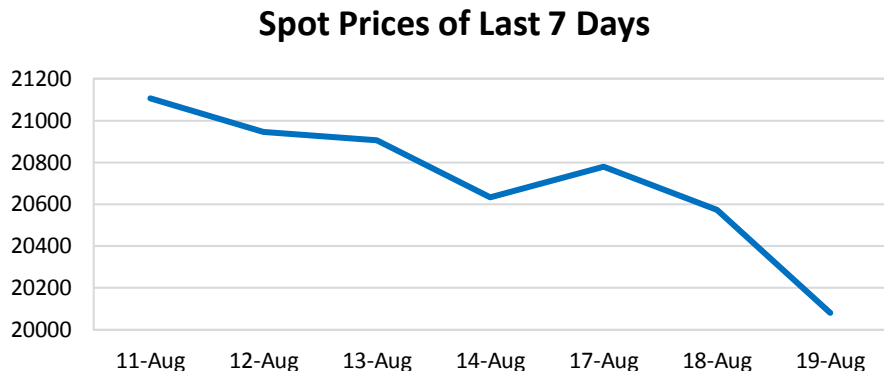
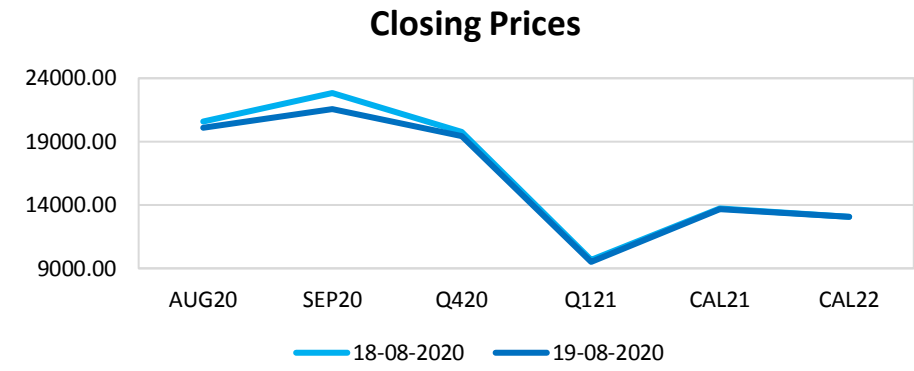


eexasia

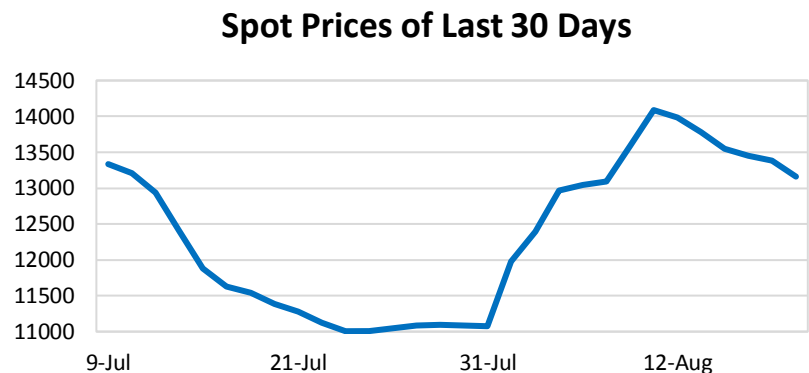
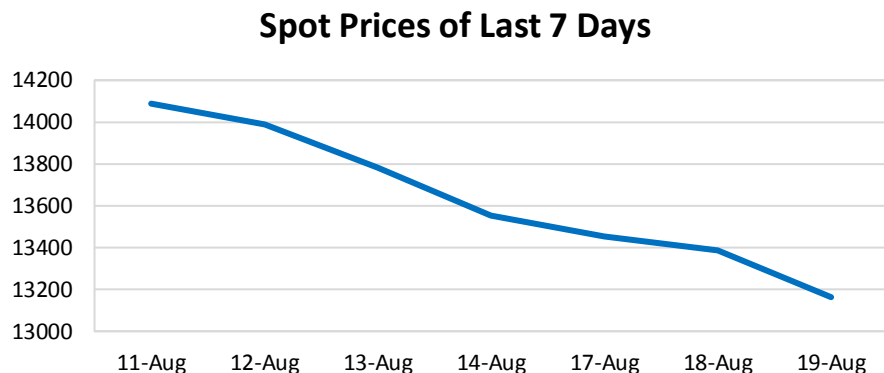
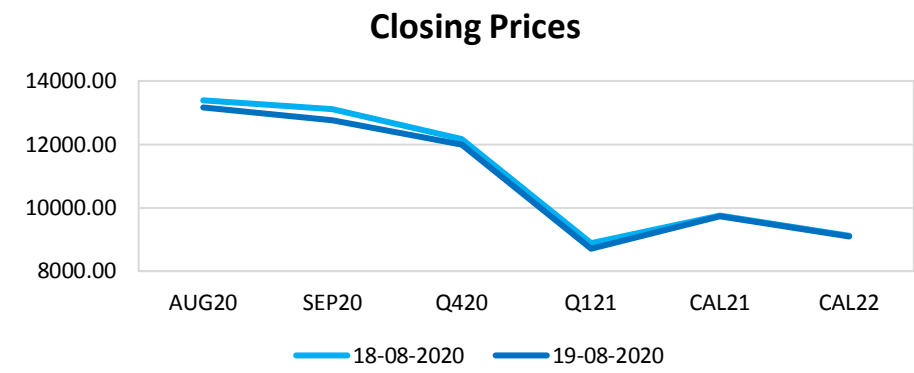
EEX Asia End of Day Report

Wednesday, 19 August 2020

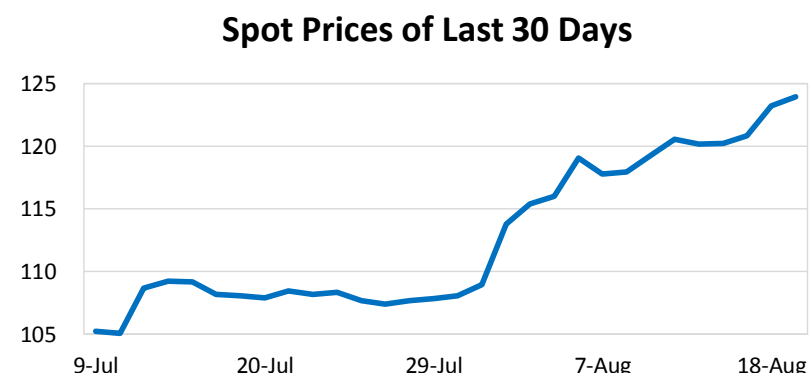
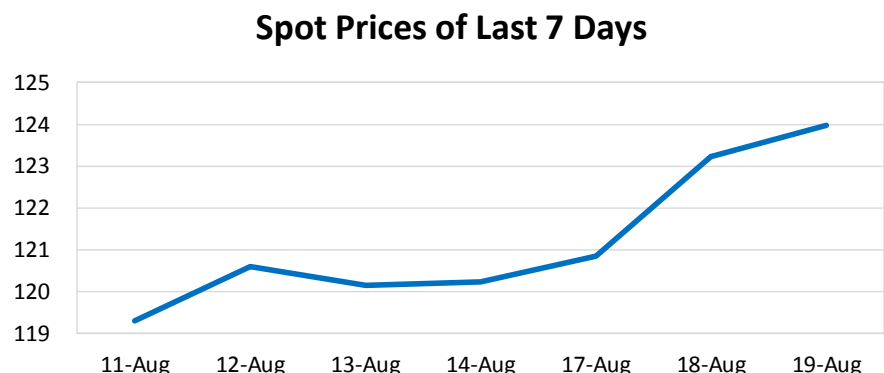
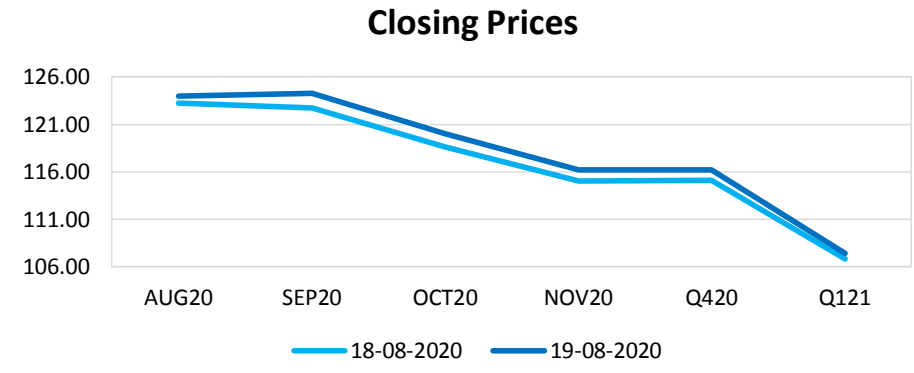
Capesize Average 5TC						Despite another fixing spree in the Atlantic ex Brazil rates failed to lift with the 5tc index slipping \$225/day to \$19,468 which led to a few more sellers in the paper market. As we approach the last week of August, the September contract came under the most pressure as the contango appeared attractive to the sellers.
Period	Open	Close	Change	Daily High	Daily Low	
AUG20	20572	20081	▼491	20250	20000	
SEP20	22834	21566	▼1268	22400	21250	
Q420	19771	19434	▼337	19500	19200	
Q121	9669	9513	▼156	9500	9500	
CAL21	13721	13660	▼61	-	-	
CAL22	13084	13063	▼21	-	-	




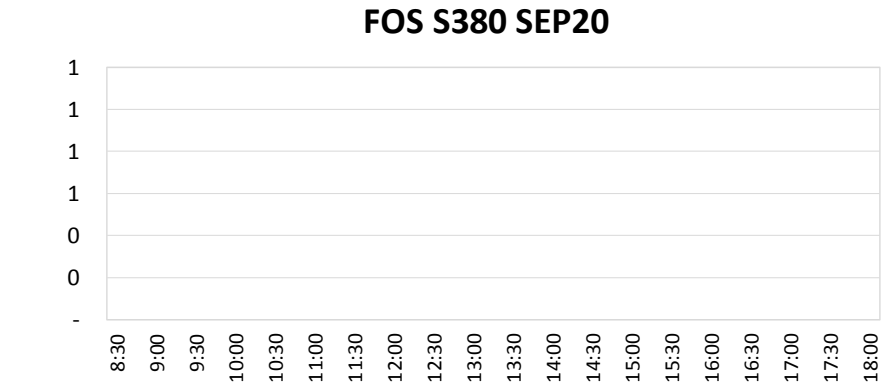

Panamax Average 4TC						It was a sluggish days trading on Panamax paper as prompt contracts sold off sharply in early trading with Sept and Q4 trading down to \$12650 and \$11900 lows before finding a level as sellers had to chase a thin buy side. The afternoon struggled to gain any fluidity and we saw sporadic pockets of activity which saw us pushing up marginally off the days lows.
Period	Open	Close	Change	Daily High	Daily Low	
AUG20	13388	13163	▼225	13150	13100	
SEP20	13103	12759	▼344	13000	12700	
Q420	12162	11993	▼169	12000	11900	
Q121	8881	8706	▼175	8600	8600	
CAL21	9759	9735	▼23	9700	9700	
CAL22	9109	9097	▼12	9100	9100	



Iron Ore TSIO 62% Fe						Iron ore futures surged above \$124, with onshore DCE rising for a fifth straight session, on optimism over steel demand prospects. The steelmaking ingredient has had a stellar run this year, surpassing six-and-a-half year highs on Tuesday, propelled by China's stimulus to boost its economy ravaged by the coronavirus pandemic and supply disruptions that constrained the output of the industrial material.
Period	Open	Close	Change	Daily High	Daily Low	
AUG20	123.23	123.97	▲0.74	124.00	124.00	
SEP20	122.71	124.30	▲1.59	125.00	122.00	
OCT20	118.63	120.00	▲1.37	120.70	117.70	
NOV20	115.05	116.17	▲1.12	115.10	114.00	
Q420	115.13	116.21	▲1.08	-	-	
Q121	106.80	107.39	▲0.59	106.80	106.80	



Singapore Fuel Oil 380cst								Resurgences of infections in major European economies also reignited concerns that global economic recovery will continue to slow as countries tightened pandemic containment restrictions. Prices were dragged down also by US economic stimulus still nowhere in sight and U.S.-Sino trade talks being postponed.
Period	Open	Close	Change	Highest Bid	Lowest Offer	Last Bid	Last Offer	
AUG20	261.84	260.43	▼1.41					
SEP20	262.17	265.97	▲3.80					
OCT20	260.73	263.37	▲2.64					
NOV20	260.22	261.74	▲1.52					
Q420	260.64	262.36	▲1.72					
Q121	266.46	265.28	▼1.18					



Daily Volumes					
Asset Class	19-Aug	18-Aug	17-Aug	14-Aug	13-Aug
Capesize 5TC (Lots)	505	420	300	465	1095
Panamax 4TC (Lots)	830	375	570	530	1766
Iron Ore 62% (MT)	670000	1499500	1225000	585000	745000
FOS S380 (MT)	-	-	-	-	-

Best Regards,
Zhi Rui Ang
www.eexasia.com
Singapore: +65 6206 9828

Disclaimer:
This information has been prepared by the EEX Asia Team. Use of the information presented here is at your sole risk, and any content, material, and/or data presented or otherwise obtained through your use of the information in this document is at your own discretion and risk and you will be solely responsible for any damage to you personally or your company or organisation or business associates whatsoever which in anyway results from the use, reliance or application of such content material and/or information. Certain data has been obtained from various sources and any copyright existing in such data shall remain the property of the source. Except for the foregoing, the EEX Asia Team retains all copyright within this document. The copying or redistribution of any part of this document without the express written authority of the EEX Asia Team is forbidden.
©EEX Asia 2020