



EEX Asia End of Day Report

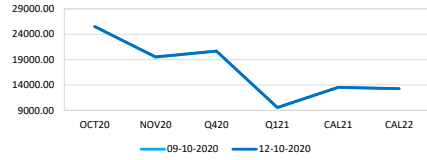
Monday, 12 October 2020

Capesize Average 5TC

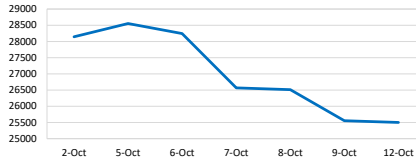
Period	Open	Close	Change	Daily High	Daily Low
OCT20	25553	25500	▼53	25500	25500
NOV20	19456	19566	▲110	19750	19000
Q420	20689	20699	▲10	-	-
Q121	9525	9572	▲47	9600	9400
CAL21	13521	13543	▲21	13600	13600
CAL22	13269	13288	▲19	-	-

A quiet start to the Capesize week with charterers and owners in no hurry to trade.

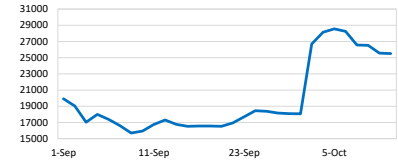
Closing Prices



Spot Prices of Last 7 Days



Spot Prices of Last 30 Days

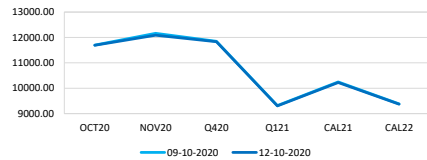


Panamax Average 4TC

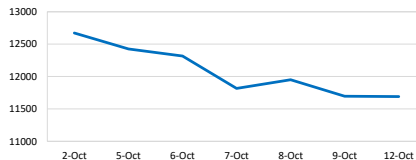
Period	Open	Close	Change	Daily High	Daily Low
OCT20	11697	11691	▼6	11800	11650
NOV20	12163	12088	▼75	12350	12050
Q420	11850	11828	▼22	-	-
Q121	9316	9303	▼13	9400	9275
CAL21	10246	10225	▼21	10300	10200
CAL22	9381	9369	▼12	-	-

A quiet opening to the week with limited visibility surfacing.

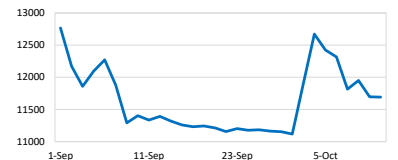
Closing Prices



Spot Prices of Last 7 Days



Spot Prices of Last 30 Days

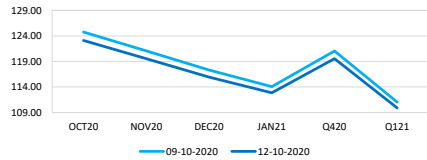


Iron Ore TSIO 62% Fe

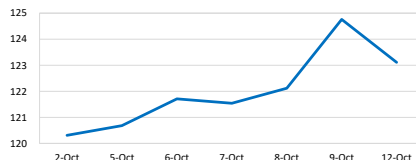
Period	Open	Close	Change	Daily High	Daily Low
OCT20	124.76	123.11	▼1.65	123.90	122.60
NOV20	121.08	119.54	▼1.54	120.45	119.40
DEC20	117.32	115.95	▼1.37	116.45	116.00
JAN21	114.08	112.86	▼1.22	-	-
Q420	121.05	119.53	▼1.52	-	-
Q121	111.04	109.90	▼1.14	-	-

A quiet opening to the week with thin activity

Closing Prices



Spot Prices of Last 7 Days



Spot Prices of Last 30 Days



Singapore Fuel Oil 380cst

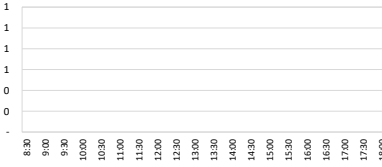
Period	Open	Close	Change	Highest Bid	Lowest Offer	Last Bid	Last Offer
OCT20	248.6	246.50	▼2.10				
NOV20	248.54	249.57	▲1.03				
DEC20	249.58	250.34	▲0.76				
JAN21	251.30	251.66	▲0.36				
Q420	248.91	248.80	▼0.11				
Q121	253.02	253.15	▲0.13				

In the US, the recovery from the devastation of hurricane Delta begins as oil majors that operate in the area begin starting platforms as the high winds and rains battered the area. Storm Delta had shut nearly all the crude production and almost two thirds of natural gas production which was the highest amount shut in 15 years due to inclement weather.

FOS S380 OCT20



FOS S380 NOV20



FOS S380 DEC20



Daily Volumes

Asset Class	12-Oct	9-Oct	8-Oct	7-Oct	6-Oct
Capesize 5TC (Lots)	520	1000	895	875	646
Panamax 4TC (Lots)	1300	1901	1676	2635	1820
Iron Ore 62% (MT)	302000	913000	913000	2000	-
FOS S380 (MT)	-	-	-	-	-

Best Regards,
Zhi Rui Ang
www.eexasia.com
Singapore: +65 6206 9828

Disclaimer:

This information has been prepared by the EEX Asia Team. Use of the information presented here is at your sole risk, and any content, material, and/or data presented or otherwise obtained through your use of the information in this document is at your own discretion and risk and you will be solely responsible for any damage to you personally or your company or organisation or business associates whatsoever which in anyway results from the use, reliance or application of such content material and/or information. Certain data has been obtained from various sources and any copyright existing in such data shall remain the property of the source. Except for the foregoing, the EEX Asia Team retains all copyright within this document. The copying or redistribution of any part of this document without the express written authority of the EEX Asia Team is forbidden. ©EEX Asia 2020