

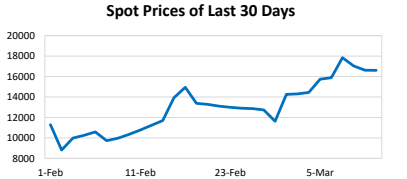
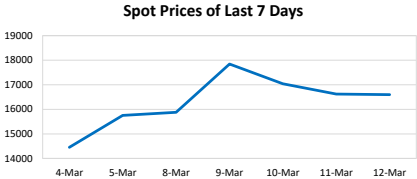


# EEX Asia End of Day Report

Friday, 12 March 2021

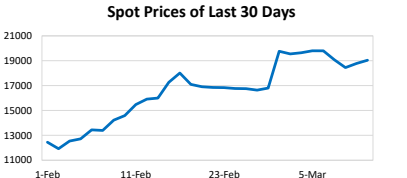
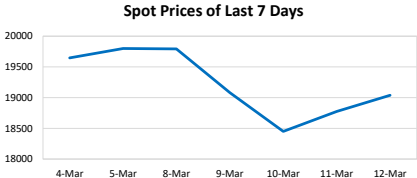
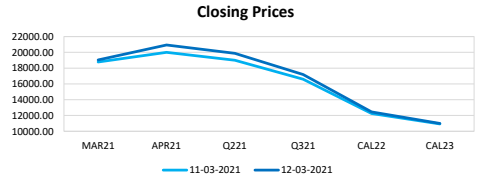
| Capesize Average 5TC |       |       |        |            |           |
|----------------------|-------|-------|--------|------------|-----------|
| Period               | Open  | Close | Change | Daily High | Daily Low |
| MAR21                | 16622 | 16600 | ▼22    | 16500      | 16500     |
| APR21                | 19738 | 19956 | ▲218   | 20000      | 19400     |
| Q221                 | 20076 | 20241 | ▲164   | 20300      | 20100     |
| Q321                 | 22484 | 22497 | ▲13    | 22750      | 22250     |
| CAL22                | 16225 | 16313 | ▲88    | 16350      | 16350     |
| CAL23                | 15066 | 15103 | ▲37    | -          | -         |

The Capesize 5TC opened the week at \$14,794 to move quickly rise to \$17,889 at midweek before falling off towards the weekend at \$16,741.



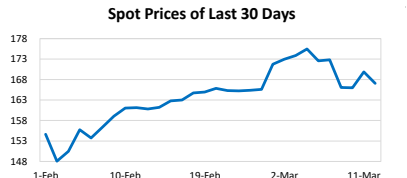
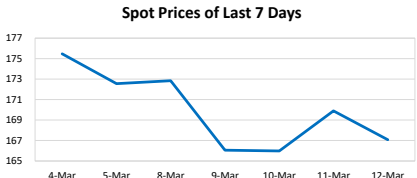
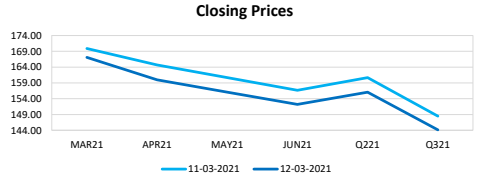
| Panamax Average 4TC |       |       |        |            |           |
|---------------------|-------|-------|--------|------------|-----------|
| Period              | Open  | Close | Change | Daily High | Daily Low |
| MAR21               | 18775 | 19038 | ▲263   | 19150      | 19100     |
| APR21               | 20000 | 20931 | ▲931   | 21000      | 20150     |
| Q221                | 18996 | 19883 | ▲887   | 20000      | 19250     |
| Q321                | 16588 | 17184 | ▲596   | 17250      | 16900     |
| CAL22               | 12250 | 12459 | ▲209   | 12500      | 12300     |
| CAL23               | 10931 | 10997 | ▲66    | 10950      | 10950     |

The Atlantic proved to be something of a positional divide with the North Atlantic positions under pressure with small demand resulting in APS load port rates appearing as the norm for trans-Atlantic rounds, \$28,000 concluded a just a few times via NC South America.





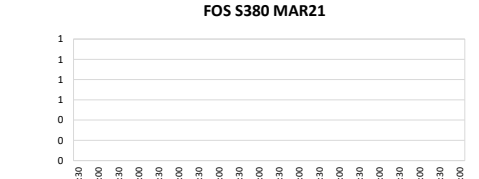
| Iron Ore TSIO 62% Fe |        |        |        |            |           |
|----------------------|--------|--------|--------|------------|-----------|
| Period               | Open   | Close  | Change | Daily High | Daily Low |
| MAR21                | 169.89 | 167.08 | ▼2.81  | 168.10     | 164.00    |
| APR21                | 164.69 | 159.97 | ▼4.72  | 160.80     | 154.50    |
| MAY21                | 160.68 | 156.06 | ▼4.62  | 155.50     | 151.00    |
| JUN21                | 156.68 | 152.20 | ▼4.48  | 153.10     | 153.10    |
| Q221                 | 160.68 | 156.08 | ▼4.61  | -          | -         |
| Q321                 | 148.48 | 144.13 | ▼4.35  | -          | -         |

Iron ore dropped to the mid-157 on Friday in London as investors gauged the latest inventories data from China which revealed that iron ore stockpiles swelled to the highest since May 2019.



| Singapore Fuel Oil 380cst |        |        |        |             |              |          |            |
|---------------------------|--------|--------|--------|-------------|--------------|----------|------------|
| Period                    | Open   | Close  | Change | Highest Bid | Lowest Offer | Last Bid | Last Offer |
| MAR21                     | 391.00 | 392.39 | ▲1.39  |             |              |          |            |
| APR21                     | 391.26 | 392.43 | ▲1.17  |             |              |          |            |
| MAY21                     | 388.71 | 390.18 | ▲1.47  |             |              |          |            |
| JUN21                     | 385.51 | 386.68 | ▲1.17  |             |              |          |            |
| Q221                      | 388.49 | 389.76 | ▲1.27  |             |              |          |            |
| Q321                      | 377.56 | 378.21 | ▲0.65  |             |              |          |            |

Today is the day when the global economy should receive clarity on the 2-month long saga of the US stimulus packages that is aimed at rejuvenating the US economy as it recovers from the fallout of the COVID-19 Pandemic.



| Daily Volumes       |        |         |        |         |        |
|---------------------|--------|---------|--------|---------|--------|
| Asset Class         | 12-Mar | 11-Mar  | 10-Mar | 9-Mar   | 8-Mar  |
| Capesize 5TC (Lots) | 1005   | 1210    | 1585   | 2930    | 1025   |
| Panamax 4TC (Lots)  | 3390   | 3330    | 2990   | 2965    | 2325   |
| Iron Ore 62% (MT)   | 547200 | 1157500 | 760500 | 2076500 | 430000 |
| FOS S380 (MT)       | -      | -       | -      | -       | -      |

Best Regards,

www.eexasia.com  
Singapore: +65 6206 9828

**Disclaimer:**

This information has been prepared by the EEX Asia Team. Use of the information presented here is at your sole risk, and any content, material, and/or data presented or otherwise obtained through your use of the information in this document is at your own discretion and risk and you will be solely responsible for any damage to you personally or your company or organisation or business associates whatsoever which in anyway results from the use, reliance or application of such content material and/or information. Certain data has been obtained from various sources and any copyright existing in such data shall remain the property of the source. Except for the foregoing, the EEX Asia Team retains all copyright within this document. The copying or redistribution of any part of this document without the express written authority of the EEX Asia Team is forbidden. ©EEX Asia 2020