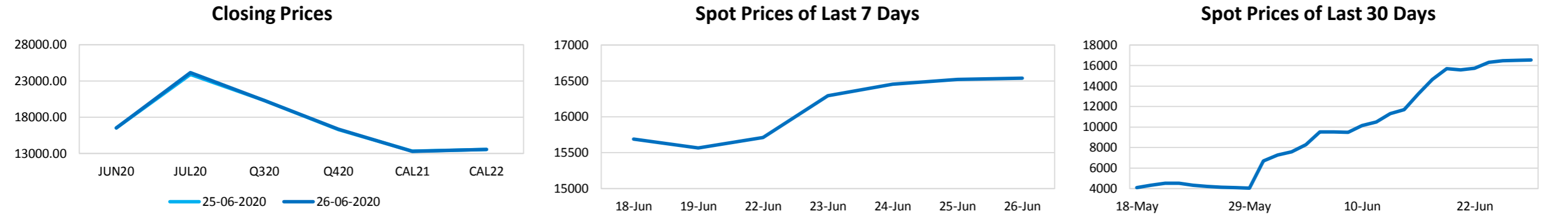


# eexasia

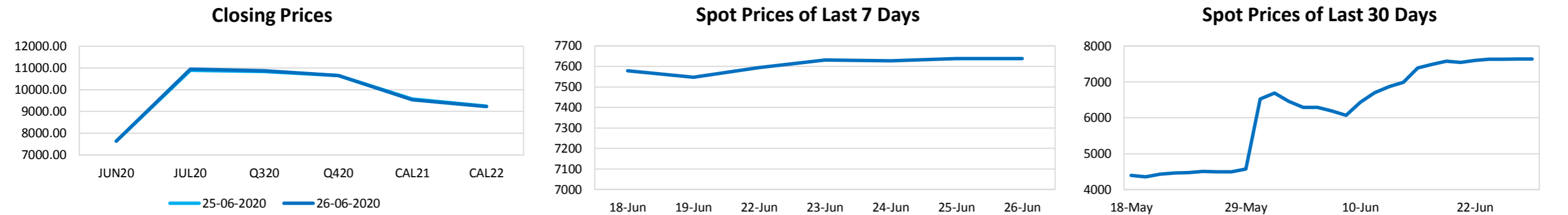
## EEX Asia End of Day Report

Friday, 26 June 2020

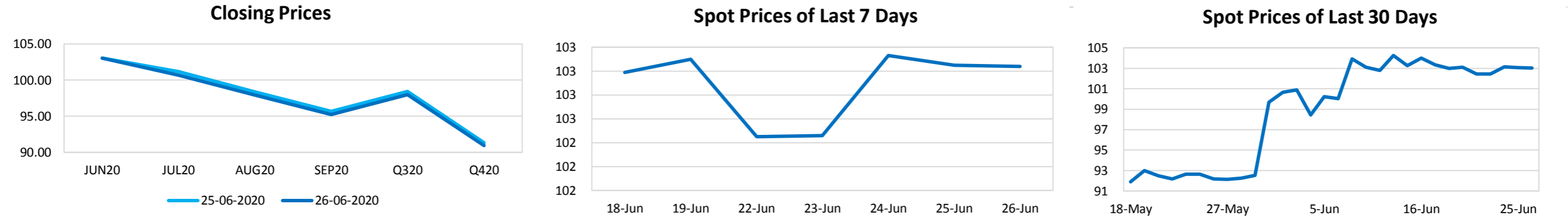
| Capesize Average 5TC |       |       |        |            |           | The Atlantic basin surged again today as a tight tonnage situation continues to be exacerbated by the small amount of cargo coming to market. |
|----------------------|-------|-------|--------|------------|-----------|---|
| Period               | Open  | Close | Change | Daily High | Daily Low |   |
| JUN20                | 16522 | 16538 | ▲16    | -          | -         |   |
| JUL20                | 23903 | 24156 | ▲253   | 24500      | 23600     |   |
| Q320                 | 20310 | 20304 | ▼6     | 21000      | 20000     |   |
| Q420                 | 16300 | 16338 | ▲38    | 16600      | 16100     |   |
| CAL21                | 13320 | 13292 | ▼27    | -          | -         |   |
| CAL22                | 13566 | 13578 | ▲12    | -          | -         |   |




| Panamax Average 4TC |       |       |        |            |           | The EC South America market continued to slide with pressure off for now and a resultant low activity return. |
|---------------------|-------|-------|--------|------------|-----------|---|
| Period              | Open  | Close | Change | Daily High | Daily Low |   |
| JUN20               | 7638  | 7638  | 0      | -          | -         |   |
| JUL20               | 10894 | 10950 | ▲56    | 11000      | 10850     |   |
| Q320                | 10842 | 10874 | ▲32    | 10950      | 10850     |   |
| Q420                | 10653 | 10663 | ▲10    | 10800      | 10600     |   |
| CAL21               | 9570  | 9544  | ▼26    | 9450       | 9450      |   |
| CAL22               | 9250  | 9225  | ▼25    | -          | -         |   |



| Iron Ore TSIO 62% Fe |        |        |        |            |           | Market is quiet due to China holiday. Happy Dragon Boat Festival. |
|----------------------|--------|--------|--------|------------|-----------|---|
| Period               | Open   | Close  | Change | Daily High | Daily Low |   |
| JUN20                | 103.05 | 103.04 | ▼0.01  | -          | -         |   |
| JUL20                | 101.16 | 100.70 | ▼0.46  | -          | -         |   |
| AUG20                | 98.39  | 97.95  | ▼0.44  | -          | -         |   |
| SEP20                | 95.65  | 95.25  | ▼0.40  | -          | -         |   |
| Q320                 | 98.40  | 97.97  | ▼0.43  | -          | -         |   |
| Q420                 | 91.34  | 90.94  | ▼0.40  | -          | -         |   |



| Singapore Fuel Oil 380cst |        |        |        |             |              |          |            | Oil prices rose in early trade on Friday, extending gains from the previous day on optimism about recovering fuel demand worldwide, despite surges in coronavirus infections in some U.S. states and indications of a revival in U.S. crude production. |
|---------------------------|--------|--------|--------|-------------|--------------|----------|------------|---|
| Period                    | Open   | Close  | Change | Highest Bid | Lowest Offer | Last Bid | Last Offer |   |
| JUN20                     | 222.81 | 223.75 | ▲0.94  |             |              |          |            |   |
| JUL20                     | 229.13 | 226.87 | ▼2.26  |             |              |          |            |   |
| AUG20                     | 232.54 | 230.75 | ▼1.79  |             |              |          |            |   |
| SEP20                     | 233.31 | 232.13 | ▼1.18  |             |              |          |            |   |
| Q320                      | 231.66 | 229.92 | ▼1.74  |             |              |          |            |   |
| Q420                      | 232.98 | 234.4  | ▲1.42  |             |              |          |            |   |



| Daily Volumes       |        |        |         |        |        |
|---------------------|--------|--------|---------|--------|--------|
| Asset Class         | 26-Jun | 25-Jun | 24-Jun  | 23-Jun | 22-Jun |
| Capesize 5TC (Lots) | 501    | 725    | 1443    | 2199   | 1105   |
| Panamax 4TC (Lots)  | 1085   | 1090   | 1425    | 1715   | 545    |
| Iron Ore 62% (MT)   | -      | -      | 1478000 | 387000 | 623500 |
| FOS S380 (MT)       | -      | -      | -       | -      | -      |

Best Regards,  
Zhi Rui Ang  
www.eexasia.com  
Singapore: +65 6206 9828

**Disclaimer:**  
This information has been prepared by the EEX Asia Team. Use of the information presented here is at your sole risk, and any content, material, and/or data presented or otherwise obtained through your use of the information in this document is at your own discretion and risk and you will be solely responsible for any damage to you personally or your company or organisation or business associates whatsoever which in anyway results from the use, reliance or application of such content material and/or information. Certain data has been obtained from various sources and any copyright existing in such data shall remain the property of the source. Except for the foregoing, the EEX Asia Team retains all copyright within this document. The copying or redistribution of any part of this document without the express written authority of the EEX Asia Team is forbidden.  
©EEX Asia 2020