

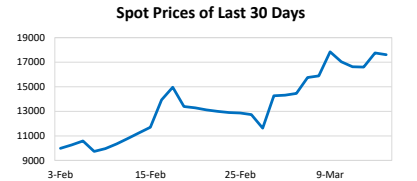
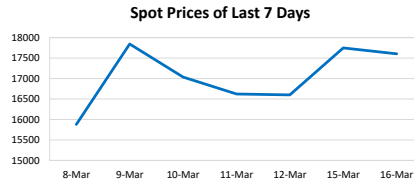
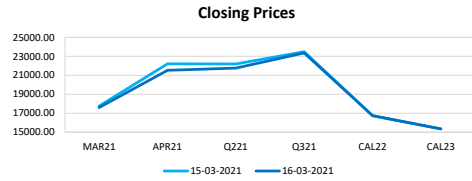


# EEX Asia End of Day Report

Tuesday, 16 March 2021

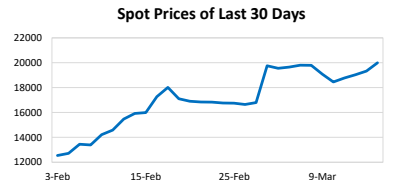
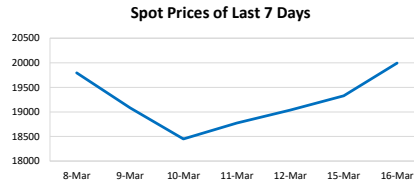
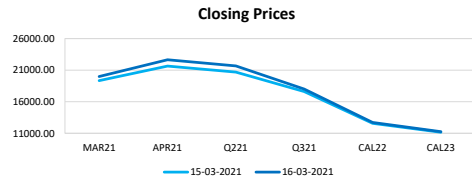
Capesize Average 5TC					
Period	Open	Close	Change	Daily High	Daily Low
MAR21	17750	17606	▼144	17800	17300
APR21	22213	21531	▼682	22250	21000
Q221	22197	21763	▼434	22100	21700
Q321	23491	23363	▼128	23600	23250
CAL22	16731	16750	▲19	16900	16800
CAL23	15347	15344	▼3	15400	15400

The Capesize market rose slightly today across most routes as trade activity continued at a steady pace.



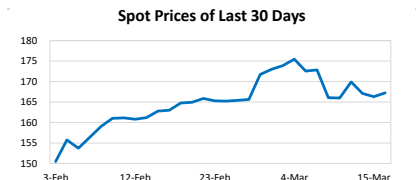
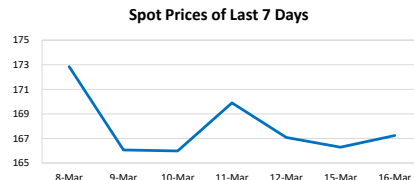
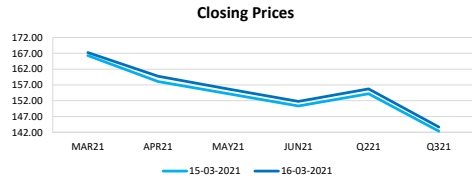
Panamax Average 4TC					
Period	Open	Close	Change	Daily High	Daily Low
MAR21	19328	19994	▲666	20200	20000
APR21	21641	22644	▲1003	22625	21500
Q221	20687	21677	▲991	21750	20500
Q321	17606	18000	▲394	18100	17750
CAL22	12575	12725	▲150	12800	12700
CAL23	11166	11256	▲90	11250	11250

Expectations of further increase to come as fresh demand not just from the America's but from most load origins along with strong period interest lent support to this recent sentiment.



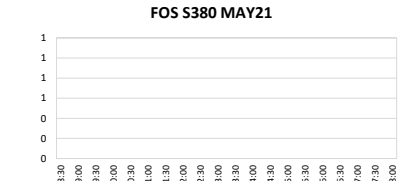
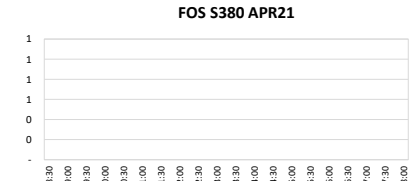
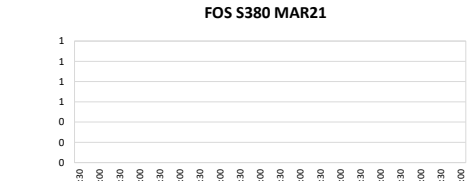
Iron Ore TSIO 62% Fe					
Period	Open	Close	Change	Daily High	Daily Low
MAR21	166.29	167.24	▲0.95	167.40	167.00
APR21	158.09	159.74	▲1.65	160.60	158.70
MAY21	154.20	155.71	▲1.51	156.50	155.60
JUN21	150.32	151.80	▲1.48	152.55	151.75
Q221	154.20	155.75	▲1.55	-	-
Q321	142.35	143.67	▲1.32	-	-

Iron ore reached near \$160 as investors turned their attention to China's construction season.



Singapore Fuel Oil 380cst							
Period	Open	Close	Change	Highest Bid	Lowest Offer	Last Bid	Last Offer
MAR21	395.11	391.85	▼3.26				
APR21	395.30	396.36	▲1.06				
MAY21	392.71	393.08	▲0.37				
JUN21	389.06	389.09	▲0.03				
Q221	392.36	392.84	▲0.48				
Q321	380.51	379.11	▼1.40				

Brent crude was down 49 cents, or 0.7%, at \$68.39 by 0433 GMT before dropping to \$68.05 by 0700GMT, having dropped 0.5% on Monday. U.S. crude was down 47 cents, or 0.7%, at \$64.92 a barrel, after dropping 0.3% in the previous session.



Daily Volumes					
Asset Class	16-Mar	15-Mar	12-Mar	11-Mar	10-Mar
Capesize 5TC (Lots)	1915	1885	1005	1210	1585
Panamax 4TC (Lots)	4720	3015	3390	3330	2990
Iron Ore 62% (MT)	688000	725000	547200	1157500	760500
FOS S380 (MT)	-	-	-	-	-

Best Regards,

www.eexasia.com  
Singapore: +65 6206 9828

**Disclaimer:**

This information has been prepared by the EEX Asia Team. Use of the information presented here is at your sole risk, and any content, material, and/or data presented or otherwise obtained through your use of the information in this document is at your own discretion and risk and you will be solely responsible for any damage to you personally or your company or organisation or business associates whatsoever which in anyway results from the use, reliance or application of such content material and/or information. Certain data has been obtained from various sources and any copyright existing in such data shall remain the property of the source. Except for the foregoing, the EEX Asia Team retains all copyright within this document. The copying or redistribution of any part of this document without the express written authority of the EEX Asia Team is forbidden. ©EEX Asia 2020